

# VC-AR1-EMV - Panel mounting frames



1853214

<https://www.phoenixcontact.com/us/products/1853214>

Please be informed that the data shown in this PDF document is generated from our online catalog. Please find the complete data in the user documentation. Our general terms of use for downloads are valid.



Panel mounting frames, Range of articles: VARIOCON, design: VC1, housing material: Copper alloy,  
For painted surfaces with conductive panel cutout

## Commercial data

Item number	1853214
Packing unit	5 pc
Minimum order quantity	5 pc
Sales key	AB01
Product key	ABLABD
Catalog page	Page 25 (C-2-2013)
GTIN	4017918127114
Weight per piece (including packing)	9.64 g
Weight per piece (excluding packing)	9.45 g
Customs tariff number	85389099
Country of origin	PL

## Technical data

### Notes

General	For painted surfaces with conductive panel cutout
Safety note	<p>WARNING: The connectors may not be plugged in or disconnected under load. Ignoring the warning or improper use may damage persons and/or property.</p> <ul style="list-style-type: none"> <li>• WARNING: Commission properly functioning products only. The products must be regularly inspected for damage. Decommission defective products immediately. Replace damaged products. Repairs are not possible.</li> <li>• WARNING: Only electrically qualified personnel may install and operate the product. They must observe the following safety notes. The qualified personnel must be familiar with the basics of electrical engineering. They must be able to recognize and prevent danger. The relevant symbol on the packaging indicates that only personnel familiar with electrical engineering are allowed to install and operate the product.</li> <li>• The products are suitable for applications in plant, controller, and electrical device engineering.</li> <li>• When operating the connectors in outdoor applications, they must be separately protected against environmental influences.</li> <li>• Assembled products may not be manipulated or improperly opened.</li> <li>• Only use mating connectors that are specified in the technical data of the standards listed (e.g. the ones listed in the product accessories online at <a href="https://www.phoenixcontact.com/products">phoenixcontact.com/products</a>).</li> <li>• When using the product in direct connection with third-party manufacturers, the user is responsible.</li> <li>• For operating voltages &gt; 50 V AC, conductive connector housings must be grounded</li> <li>• Ensure that the protective or functional ground has been properly connected.</li> <li>• VDE 0100/1.97 § 411.1.3.2 and DIN EN 60 204/11.98 § 14.1.3 are applicable when combining several circuits in a cable and/or connector</li> <li>• Observe the corresponding technical data. You will find information: <ul style="list-style-type: none"> <li>o On the product</li> <li>o On the packing label</li> <li>o In the supplied documentation</li> <li>o Online at <a href="https://www.phoenixcontact.com/products">phoenixcontact.com/products</a> under the product</li> </ul> </li> <li>• Only use tools recommended by Phoenix Contact</li> <li>• The installation notes/Design In documents online on the download page at <a href="https://www.phoenixcontact.com/products">phoenixcontact.com/products</a> must be observed for this product.</li> <li>• Use a protective cap to protect connectors that are not in use. The suitable accessories are available online in the accessory section of the product at <a href="https://www.phoenixcontact.com/products">phoenixcontact.com/products</a></li> <li>• Operate the connector only when it is fully plugged in.</li> </ul>

# VC-AR1-EMV - Panel mounting frames



1853214

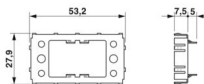
<https://www.phoenixcontact.com/us/products/1853214>

	<ul style="list-style-type: none"><li>• Ensure that when laying the cable, the tensile load on the connectors does not exceed the upper limit specified in the standards.</li></ul>
	<ul style="list-style-type: none"><li>• Observe the minimum bending radius of the cable. Lay the cable without twisting it.</li></ul>
	<ul style="list-style-type: none"><li>• The connector warms up in normal operation. Depending on the ambient conditions, the surface of the connector can continue to warm up. In this case, the user is responsible for posting warnings (e.g. DIN EN ISO 13732-1:2008-12).</li></ul>

## Product properties

Product type	Shroud
Product family	VARIOCON
Type	VC1
Number of module slots	2

## Dimensions

Dimensional drawing	
Width	27.9 mm
Height	53.2 mm
Length	12.5 mm

## Material specifications

Material	PA-GF
Material	Copper alloy
Housing material	Copper alloy

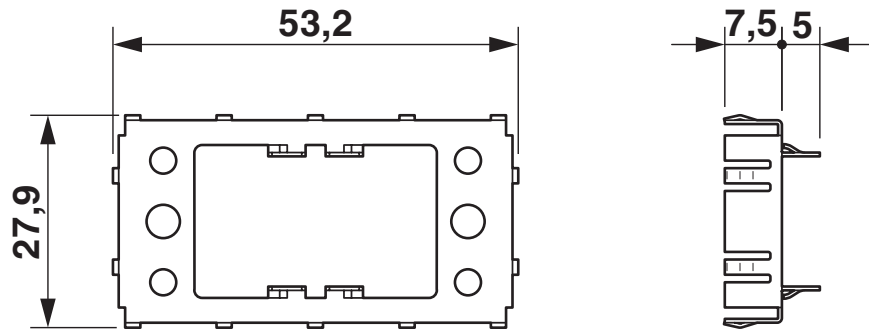
# VC-AR1-EMV - Panel mounting frames

1853214

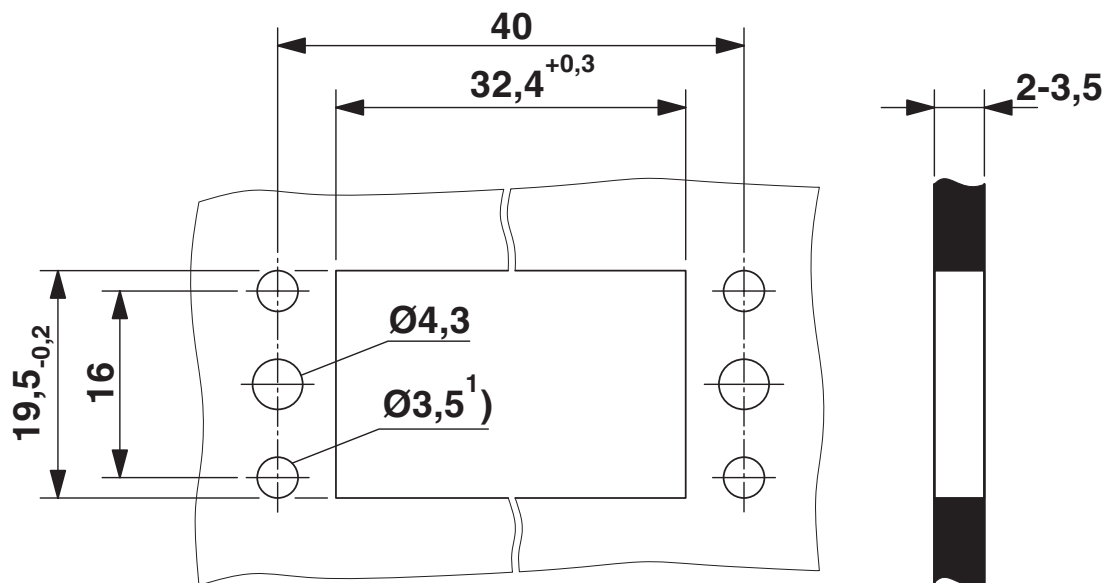
<https://www.phoenixcontact.com/us/products/1853214>

## Drawings

Dimensional drawing



Dimensional drawing




# VC-AR1-EMV - Panel mounting frames



1853214

<https://www.phoenixcontact.com/us/products/1853214>

## Approvals

 To download certificates, visit the product detail page: <https://www.phoenixcontact.com/us/products/1853214>



**cUL Recognized**  
Approval ID: FILE E 118976



**UL Recognized**  
Approval ID: FILE E 118976

**cULus Recognized**

# VC-AR1-EMV - Panel mounting frames



1853214

<https://www.phoenixcontact.com/us/products/1853214>

## Classifications

### ECLASS

ECLASS-11.0	27440210
ECLASS-12.0	27440210
ECLASS-13.0	27440210

### ETIM

ETIM 9.0	EC002310
----------	----------

### UNSPSC

UNSPSC 21.0	39121400
-------------	----------

# VC-AR1-EMV - Panel mounting frames



1853214  
<https://www.phoenixcontact.com/us/products/1853214>

## Environmental product compliance

EU RoHS	
Fulfills EU RoHS substance requirements	Yes, No exemptions
China RoHS	
Environment friendly use period (EFUP)	EFUP-E
	No hazardous substances above the limits
EU REACH SVHC	
REACH candidate substance (CAS No.)	No substance above 0.1 wt%

Phoenix Contact 2024 © - all rights reserved  
<https://www.phoenixcontact.com>

Phoenix Contact USA  
586 Fulling Mill Road  
Middletown, PA 17057, United States  
(+717) 944-1300  
[info@phoenixcon.com](mailto:info@phoenixcon.com)