



GRACE INERTIA 2.5

TE Internal #: 5-1971793-2  
Housing, Plug, Wire-to-Wire, 5 Position, .098 in [2.5 mm] Centerline,  
Crimp, 1 Row, Blue, Mating Retention, Wire & Cable, GRACE  
INERTIA 2.5

[View on TE.com >](#)

Connectors > PCB Connectors > Wire-to-Board Connectors > Wire-to-Board Connector Assemblies & Housings >  
Glow Wire Sig GRACE INERTIA Plug



Connector Product Type: **Housing**  
Connector & Housing Type: **Plug**  
Connector System: **Wire-to-Wire**  
Number of Positions: **5**  
Centerline (Pitch): **2.5 mm [ .098 in ]**

[All Glow Wire Sig GRACE INERTIA Plug \(20\)](#)

Features

Product Type Features

Connector Product Type	Housing
Connector & Housing Type	Plug
Connector System	Wire-to-Wire
Sealable	No
Connector & Contact Terminates To	Wire & Cable

Configuration Features

Number of Positions	5
Number of Rows	1

Electrical Characteristics

Operating Voltage	50 VAC
-------------------	--------

Body Features

--	--



Connector & Keying Code	B
-------------------------	---

Primary Product Color	Blue
-----------------------	------

Contact Features

Contact Retention Within Housing	Without
----------------------------------	---------

Contact Layout	Inline
----------------	--------

Contact Type	Tab
--------------	-----

Contact Base Material	Copper Alloy
-----------------------	--------------

Contact Current Rating (Max)	3 A
------------------------------	-----

Termination Features

Termination Method to Wire & Cable	Crimp
------------------------------------	-------

Mechanical Attachment

Strain Relief	Without
---------------	---------

Panel Mount Feature	Without
---------------------	---------

PCB Mount Retention	Without
---------------------	---------

Mating Retention Type	Latch
-----------------------	-------

Mating Retention	With
------------------	------

Connector Mounting Type	Cable Mount (Free-Hanging)
-------------------------	----------------------------

Housing Features

Housing Entry Configuration	Both Ends Closed
-----------------------------	------------------

Housing Material	PA 66 GF
------------------	----------

Centerline (Pitch)	2.5 mm[.098 in]
--------------------	-----------------

Dimensions

Connector Length	13.2 mm[.516 in]
------------------	------------------

Connector Height	5.88 mm[.231 in]
------------------	------------------

Wire Size	.081 - .326 mm²
-----------	-----------------

Usage Conditions

Operating Temperature Range	-30 - 105 °C[-22 - 221 °F]
-----------------------------	----------------------------

Operation/Application

Circuit Application	Power & Signal
---------------------	----------------

Industry Standards

Glow Wire Rating	Glow Wire
------------------	-----------

UL Flammability Rating	UL 94V-0
------------------------	----------



Packaging Features

Packaging Quantity	400
Packaging Method	Bag & Box

Product Compliance

For compliance documentation, visit the product page on TE.com>

EU RoHS Directive 2011/65/EU	Compliant
EU ELV Directive 2000/53/EC	Compliant
China RoHS 2 Directive MIIT Order No 32, 2016	No Restricted Materials Above Threshold
EU REACH Regulation (EC) No. 1907/2006	Current ECHA Candidate List: JAN 2024 (240) Candidate List Declared Against: JAN 2024 (240) Does not contain REACH SVHC
Halogen Content	Not Low Halogen - contains Br or Cl > 900 ppm.
Solder Process Capability	Not reviewed for solder process capability

Product Compliance Disclaimer

This information is provided based on reasonable inquiry of our suppliers and represents our current actual knowledge based on the information they provided. This information is subject to change. The part numbers that TE has identified as EU RoHS compliant have a maximum concentration of 0.1% by weight in homogenous materials for lead, hexavalent chromium, mercury, PBB, PBDE, DBP, BBP, DEHP, DIBP, and 0.01% for cadmium, or qualify for an exemption to these limits as defined in the Annexes of Directive 2011/65/EU (RoHS2). Finished electrical and electronic equipment products will be CE marked as required by Directive 2011/65/EU. Components may not be CE marked. Additionally, the part numbers that TE has identified as EU ELV compliant have a maximum concentration of 0.1% by weight in homogenous materials for lead, hexavalent chromium, and mercury, and 0.01% for cadmium, or qualify for an exemption to these limits as defined in the Annexes of Directive 2000/53/EC (ELV). Regarding the REACH Regulation, the information TE provides on SVHC in articles for this part number is based on the latest European Chemicals Agency (ECHA) 'Guidance on requirements for substances in articles' posted at this URL: <https://echa.europa.eu/guidance-documents/guidance-on-reach>

Compatible Parts



TE Part # CAT-G7534A-H342  
STD Temp Sig GRACE INERTIA Header



TE Part # 5-1971794-2  
GI2.5 TPA,5P


Also in the Series | GRACE INERTIA 2.5



Connector Contacts(6)



Connector Hardware(7)



PCB Headers & Receptacles(138)



Rectangular Connector Housings(49)



Rectangular Power Connectors(35)



Wire-to-Board Connector Assemblies & Housings(46)

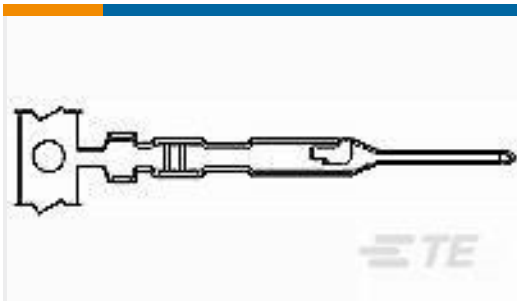
Customers Also Bought



TE Part # 1-794611-2  
MICRO MNL RPT CNT,LS PC,30AU L



TE Part # 40724  
RING 164(4.17 MM) TERMINAL18-14 AWG TPBR




TE Part # 5-104505-4  
MTE PIN 22-26 AWG PLTD




TE Part # 1445049-6  
FREE HANG SNGL ROW HSG 6 POS



TE Part # 5-1971793-1  
NEW GI CONN2.5 PLUG HSG 5P NC



TE Part # ZPF000000000202709  
DMC-MR 30-23 SN



TE Part # ZPF000000000202708  
DMC-MR 30-23 PN



TE Part # 1-794612-2  
PIN CONT 20-24 30 GOLD L/P



TE Part # 91594-1  
CCII MINI UNML II 20-16 ASSY



TE Part # ZPF000000000015385  
DMC-M 84-01

Documents



Product Drawings

NEW GI CONN2.5 PLUG HSG 5P BLU

English

CAD Files

3D PDF

3D

Customer View Model

ENG\_CVM\_CVM\_5-1971793-2\_J.2d\_dxf.zip

English

Customer View Model

ENG\_CVM\_CVM\_5-1971793-2\_J.3d\_igs.zip

English

Customer View Model

ENG\_CVM\_CVM\_5-1971793-2\_J.3d\_stp.zip

English

By downloading the CAD file I accept and agree to the [Terms and Conditions](#) of use.

Datasheets & Catalog Pages

5-1773465-3-GI2.5Flyer

English

7-1773465-8-GI2.5-ChineseFlyer

Product Specifications

Application Specification

English