

Please be informed that the data shown in this PDF document is generated from our online catalog. Please find the complete data in the user documentation. Our general terms of use for downloads are valid.



Cable feed-through plates, no. of conductors: 35, external cable diameter: 2x 6 mm ... 10 mm, 14x 8 mm ... 12 mm, 16x 10 mm ... 14 mm, 2x 12 mm ... 18 mm, 1x 17 mm ... 32 mm, material: galvanized sheet steel (Core), material: TPE-SEBS (external material), color: light grey, length: 222 mm, width: 92 mm, height: 17.6 mm

Commercial data

Item number	1422350
Packing unit	1 pc
Minimum order quantity	1 pc
Sales key	BF67
Product key	BF7CAX
Catalog page	Page 683 (C-2-2019)
GTIN	4055626301853
Weight per piece (including packing)	290.2 g
Weight per piece (excluding packing)	285.3 g
Customs tariff number	39269097
Country of origin	FI

Technical data

Notes

General	incl. mounting screws
General	2 mm thick coated, galvanized sheet steel

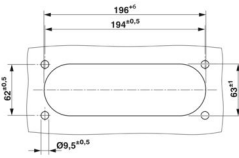
Product properties

Product type	Cable feed-through
No. of conductors	35

Connection data

External cable diameter	2x 6 mm ... 10 mm
Tightening torque	1.5 Nm ... 2 Nm (Mounting screws)

Dimensions

Dimensional drawing	
Width	92 mm
Height	17.6 mm
Length	222 mm
Drill hole distance, horizontal	62 mm
Drill hole distance, vertical	193 mm
Hole diameter	8.5 mm

Material specifications

Color	light grey (RAL 7035)
Material interior	galvanized sheet steel
Material exterior	TPE-SEBS
Flammability rating according to UL 94	V0

Cable/line

External cable diameter 6-10 mm	2x 6 mm ... 10 mm
External cable diameter 8-12 mm	14x 8 mm ... 12 mm
External cable diameter 10-14 mm	16x 10 mm ... 14 mm
External cable diameter 12-18 mm	2x 12 mm ... 18 mm
External cable diameter 17-32 mm	1x 17 mm ... 32 mm

Environmental and real-life conditions

Ambient conditions	
Degree of protection	IP65 (Minimum sheet thickness >= 2.5 mm)

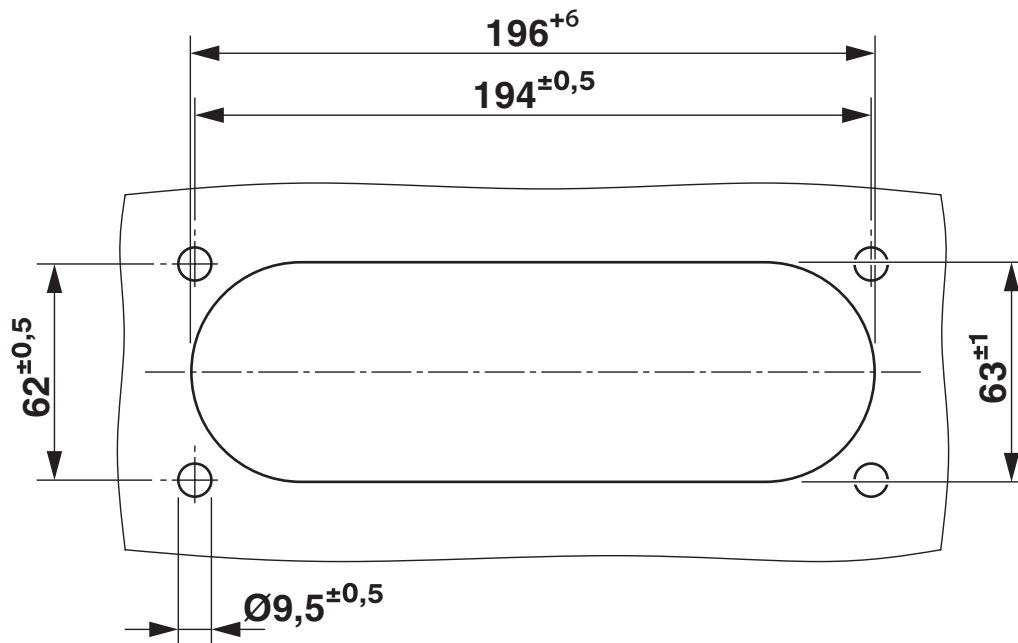
Ambient temperature (operation)	-40 °C ... 100 °C
---------------------------------	-------------------

Mounting

Assembly note	M8 mounting screw, torque: 1.5 - 2.0 Nm, SW5 Allen key
	The mounting screws included should be used for assembly.
	<p>Assembly steps:</p> <p>1) Fix Multigates with the mounting screws provided (observe torque)</p> <p>2) Make a hole in the membrane (with a screwdriver) or cut off the tip of the cone</p> <p>3) Guide the cable through the opening (from the outside). Withdraw the cable approximately 20 mm (to improve strain relief).</p>

Drawings

Dimensional drawing



Wall cutout drawing

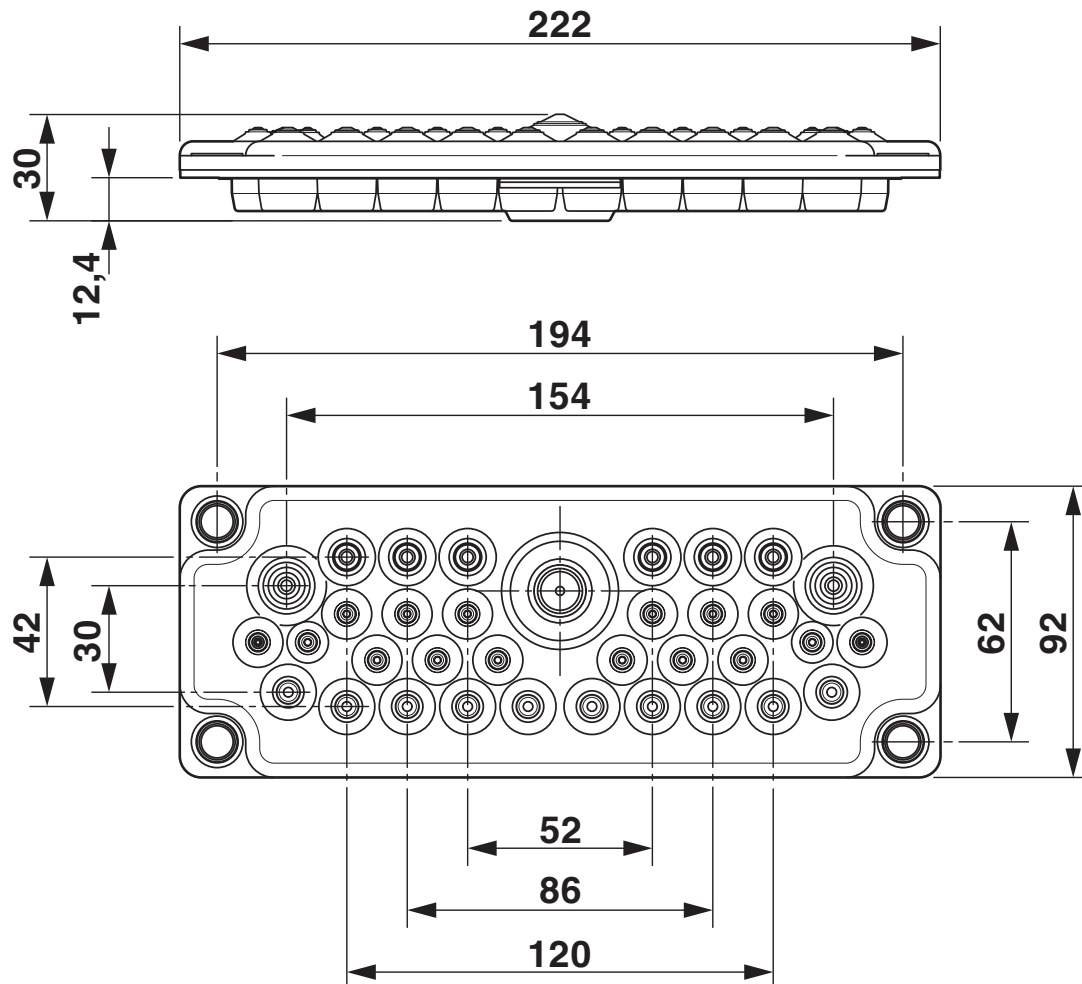
MC-35-MULTI-65-PV-LG - Cable feed-through plates



1422350

<https://www.phoenixcontact.com/us/products/1422350>

Dimensional drawing



Dimensional drawing

MC-35-MULTI-65-PV-LG - Cable feed-through plates



1422350

<https://www.phoenixcontact.com/us/products/1422350>

Classifications

ECLASS

ECLASS-11.0	27400569
ECLASS-12.0	27400569
ECLASS-13.0	27400569

ETIM

ETIM 9.0	EC001004
----------	----------

UNSPSC

UNSPSC 21.0	31163000
-------------	----------

Environmental product compliance

EU RoHS	
Fulfills EU RoHS substance requirements	Yes, No exemptions
China RoHS	
Environment friendly use period (EFUP)	EFUP-E
	No hazardous substances above the limits
EU REACH SVHC	
REACH candidate substance (CAS No.)	No substance above 0.1 wt%