

# CABLE-D-37SUB/F/OE/0,25/S/3,0M - Cable



2926263

<https://www.phoenixcontact.com/us/products/2926263>

Please be informed that the data shown in this PDF document is generated from our online catalog. Please find the complete data in the user documentation. Our general terms of use for downloads are valid.



Assembled shielded round cable; connection 1: Single wires (37-position) (The wires are marked and fitted with ferrules. The braided shield is routed to a separate cable end.); connection 2: D-SUB socket strip (1x 37-position); cable length: 3 m

## Your advantages

- Individual wire marking: 1, 2, 3, 4, etc.
- Individual wires fitted with ferrules
- Connector in accordance with IEC 60807-2/DIN 41652
- 1:1 connection
- Open end at one end
- D-SUB socket or pin strip at one end
- Screw connection: 2 UNC 4-40 screws
- Shield connection: H05V-K 1 mm<sup>2</sup> cable, black, length: 0.5 m

## Commercial data

Item number	2926263
Packing unit	1 pc
Minimum order quantity	1 pc
Sales key	C421
Product key	CK2254
Catalog page	Page 577 (C-5-2019)
GTIN	4046356548052
Weight per piece (including packing)	655.533 g
Weight per piece (excluding packing)	650.6 g
Customs tariff number	85444290
Country of origin	DE

# CABLE-D-37SUB/F/OE/0,25/S/3,0M - Cable



2926263

<https://www.phoenixcontact.com/us/products/2926263>

## Technical data

### Product properties

Product type	System cable
--------------	--------------

### Environmental and real-life conditions

#### Ambient conditions

Degree of protection	IP20
Degree of protection (Installation location)	≥ IP54 (Installation location)
Ambient temperature (operation)	-40 °C ... 70 °C (fixed installation) -10 °C ... 70 °C (flexible installation)
Ambient temperature (storage/transport)	-40 °C ... 80 °C
Altitude	≤ 2000 m

### Electrical properties

Operating voltage (AC)	≤ 30 V AC
Operating voltage (DC)	≤ 60 V DC
Nominal operating mode	100% operating factor
Current (Per path)	≤ 2 A (Uncoiled, see derating)

### Cable/line

Cable length	3 m
--------------	-----

#### 37X0.25 [PVC]

UL AWM Style	2464/1061
Number of positions	37
Shielded	yes
Cable type	37X0.25 [PVC]
Conductor type	Assembled shielded round cable
Conductor structure signal line	14x 0.15 mm
AWG signal line	24
Conductor cross section	37x 0.25 mm <sup>2</sup>
Wire diameter incl. insulation	1.2 mm ±0.05 mm
External cable diameter	10.80 mm ±0.5 mm
Outer sheath, material	Semi-rigid PVC
External sheath, color	gray
Conductor material	Bare Cu litz wires
Cable resistance	≤ 80 Ω/km (at 20 °C)
Insulation resistance	≥ 20 MΩ*km (at 20 °C)
Smallest bending radius, fixed installation	90 mm
Smallest bending radius, movable installation	170 mm
Max. bending cycles	5000 (at a radius of ≥ 15x outside diameter)
Halogen-free	no

# CABLE-D-37SUB/F/OE/0,25/S/3,0M - Cable



2926263

<https://www.phoenixcontact.com/us/products/2926263>

Flame resistance	IEC 60332-1-2 (raw cable)
	VDE 0842, Part 332-1-2 (raw cable)
	IEC 60332-3-22 (raw cable)
	UL VW-1
	CSA FT-1
Resistance to oil	can withstand occasional splashes (raw cable)
D-SUB37 (1)	() = white
D-SUB37 (2)	() = brown
D-SUB37 (3)	() = green
D-SUB37 (4)	() = yellow
D-SUB37 (5)	() = gray
D-SUB37 (6)	() = pink
D-SUB37 (7)	() = blue
D-SUB37 (8)	() = red
D-SUB37 (9)	() = black
D-SUB37 (10)	() = violet
D-SUB37 (11)	() = gray-pink
D-SUB37 (12)	() = red-blue
D-SUB37 (13)	() = white-green
D-SUB37 (14)	() = brown-green
D-SUB37 (15)	() = white-yellow
D-SUB37 (16)	() = yellow-brown
D-SUB37 (17)	() = white-gray
D-SUB37 (18)	() = gray-brown
D-SUB37 (19)	() = white-pink
D-SUB37 (20)	() = pink-brown
D-SUB37 (21)	() = white-blue
D-SUB37 (22)	() = brown-blue
D-SUB37 (23)	() = white-red
D-SUB37 (24)	() = brown-red
D-SUB37 (25)	() = white-black
D-SUB37 (26)	() = brown-black
D-SUB37 (27)	() = gray-green
D-SUB37 (28)	() = yellow-gray
D-SUB37 (29)	() = pink-green
D-SUB37 (30)	() = yellow-pink
D-SUB37 (31)	() = green-blue
D-SUB37 (32)	() = yellow-blue
D-SUB37 (33)	() = green-red
D-SUB37 (34)	() = yellow-red
D-SUB37 (35)	() = green-black
D-SUB37 (36)	() = yellow-black
D-SUB37 (37)	() = gray-blue

# CABLE-D-37SUB/F/OE/0,25/S/3,0M - Cable




2926263

<https://www.phoenixcontact.com/us/products/2926263>

## Connection data

### Connection 1

Connection method	Single wires
Stripping length (Sheath)	≈  mm
Number of positions	37
Note	The wires are marked and fitted with ferrules. The braided shield is routed to a separate cable end.

### Connection 2

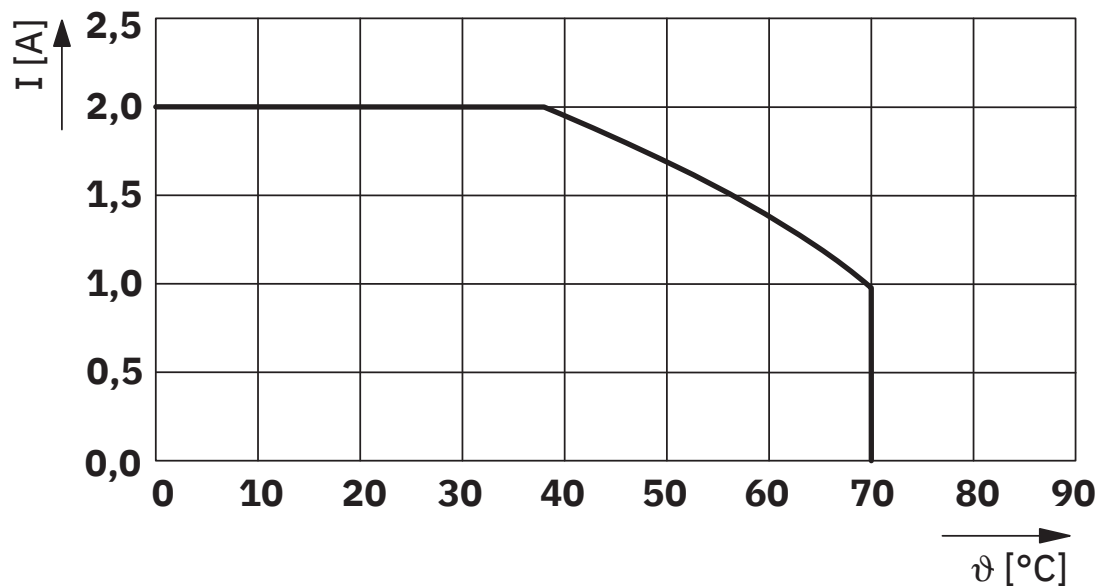
Connection in acc. with standard	IEC 60807-2
	DIN 41652
Connection method	D-SUB socket strip
Screw thread	UNC 4-40
Number of connections	1
Number of positions	37
Tightening torque	0.2 Nm
Insertion/withdrawal cycles	> 200
Pitch	2.77 mm

## Notes

Notes on operation	No additional touch protection is required when using a SELV/PELV voltage ( $\leq 30$ V AC or 60 V DC).
Notes on operation	For proper use, the specifications of the installation directive (see Downloads) must be observed. For applications or use with third-party products, the specifications, and the safety and warning instructions of the respective third-party manufacturer must also be met.

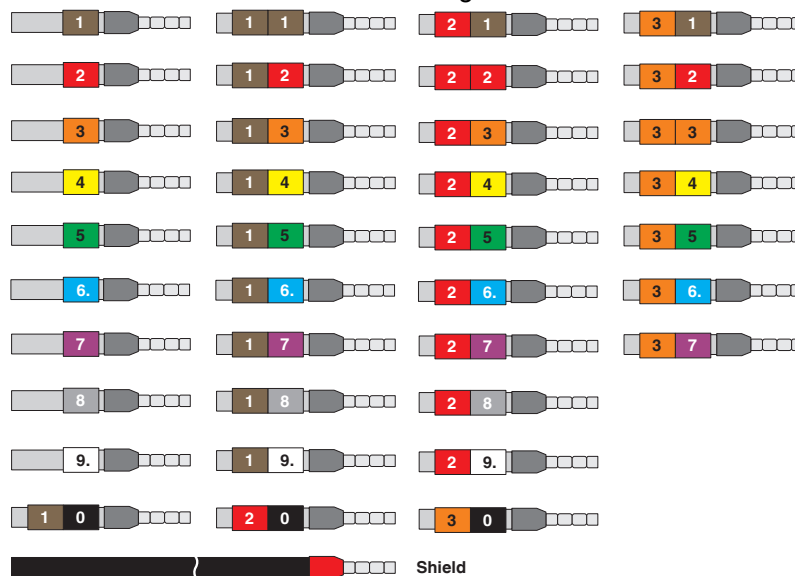
## Drawings

Diagram



Maximum permissible current per path in uncoiled state

Schematic diagram



# CABLE-D-37SUB/F/OE/0,25/S/3,0M - Cable




2926263


<https://www.phoenixcontact.com/us/products/2926263>

## Approvals

To download certificates, visit the product detail page: <https://www.phoenixcontact.com/us/products/2926263>

 <b>CSA</b> Approval ID: 70002966				
	Nominal voltage $U_N$	Nominal current $I_N$	Cross section AWG	Cross section $\text{mm}^2$
	125 V	1 A	-	-

 <b>cUL Recognized</b> Approval ID: FILE E 238705				
	Nominal voltage $U_N$	Nominal current $I_N$	Cross section AWG	Cross section $\text{mm}^2$
	125 V	2 A	-	-

 <b>UL Recognized</b> Approval ID: FILE E 238705				
	Nominal voltage $U_N$	Nominal current $I_N$	Cross section AWG	Cross section $\text{mm}^2$
	125 V	2 A	-	-

 <b>EAC</b> Approval ID: RU*-DE.HB*35.B00385				
--	--	--	--	--

<b>cULus Recognized</b>				
-------------------------	--	--	--	--

# CABLE-D-37SUB/F/OE/0,25/S/3,0M - Cable



2926263

<https://www.phoenixcontact.com/us/products/2926263>

## Classifications

### ECLASS

ECLASS-11.0	27242220
ECLASS-12.0	27242220
ECLASS-13.0	27242220

### ETIM

ETIM 9.0	EC000237
----------	----------

### UNSPSC

UNSPSC 21.0	26121600
-------------	----------

Environmental product compliance

EU RoHS	
Fulfills EU RoHS substance requirements	Yes
Exemption	6(a)
China RoHS	
Environment friendly use period (EFUP)	EFUP-50
	An article-related China RoHS declaration table can be found in the download area for the respective article under "Manufacturer declaration". For all articles with EFUP-E, no China RoHS declaration table issued and required.
EU REACH SVHC	
REACH candidate substance (CAS No.)	Lead(CAS: 7439-92-1)
SCIP	2b2b9a0c-0d38-477b-8774-99022741b55b



# CABLE-D-37SUB/F/OE/0,25/S/3,0M - Cable

2926263

<https://www.phoenixcontact.com/us/products/2926263>



## Accessories

### KME - Cable marker carrier

0807083

<https://www.phoenixcontact.com/us/products/0807083>



Cable marker carrier, white, unlabeled, mounting type: Assembly with cable ties, cable diameter: > 5 mm, lettering field size: 20 x 8 mm

---

Phoenix Contact 2024 © - all rights reserved

<https://www.phoenixcontact.com>

Phoenix Contact USA  
586 Fulling Mill Road  
Middletown, PA 17057, United States  
(+717) 944-1300  
[info@phoenixcon.com](mailto:info@phoenixcon.com)