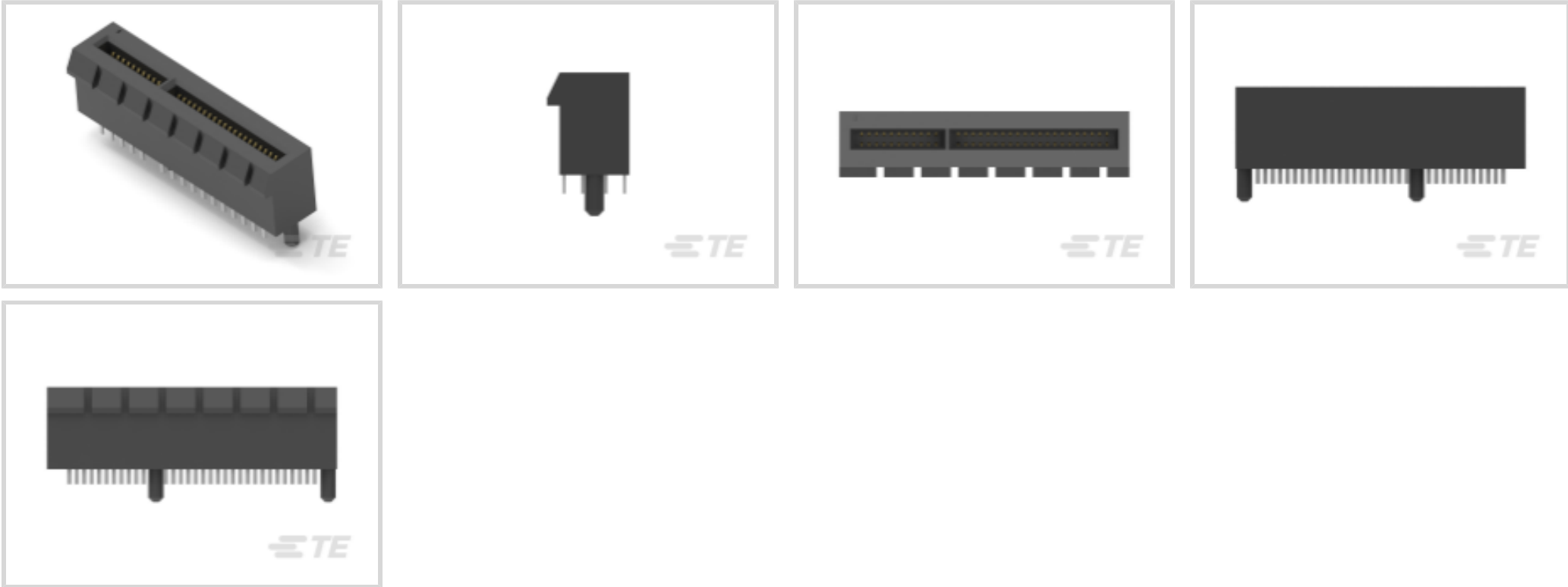


TE Internal #: 1871058-4
PCI & PCI Express Connectors, Board-to-Board, 164 Position, .039 in [1 mm] Centerline, Vertical, Black, Height .433 in [11 mm], Width .35 in [8.88 mm]
[View on TE.com >](#)



Connectors > PCB Connectors > Card Edge Connectors > PCI & PCI Express Connectors



Connector System: **Board-to-Board**
Number of Positions: **164**
PCI Generation: **2 & 3**
Centerline (Pitch): **1 mm [.039 in]**
Termination Post & Tail Length: **2 mm [.079 in]**

Features

Product Type Features

Connector & Contact Terminates To	Printed Circuit Board
Connector System	Board-to-Board

Configuration Features

Number of PCB Mount Retention Features	2
Number of Positions	164
PCB Mount Orientation	Vertical
Ejector	Without

Electrical Characteristics

Operating Voltage	50 VAC
-------------------	--------

Body Features

Product Weight	2.863 g
Primary Product Color	Black

Contact Features

PCB Contact Termination Area Plating Material Thickness	.5 µm
---	-------



Contact Mating Area Plating Material	Gold
PCB Contact Termination Area Plating Material Finish	Matte
PCB Contact Termination Area Plating Material	Tin
Contact Base Material	Copper Alloy
Contact Current Rating (Max)	1.1 A
	30 µin

Termination Features

Termination Method to Printed Circuit Board	Through Hole - Press-Fit
Termination Post & Tail Length	2 mm[.079 in]

Mechanical Attachment

Connector Mounting Type	Board Mount
-------------------------	-------------

Housing Features

Housing Material	High Temperature Thermoplastic
Centerline (Pitch)	1 mm[.039 in]

Dimensions

Connector Length	89 mm[3.504 in]
PCB Thickness (Accepted)	1.57 mm[.062 in]
PCB Thickness (Recommended)	1.6 mm[.063 in]
Connector Height	11 mm[.433 in]
Connector Width	8.88 mm[.35 in]

Usage Conditions

Operating Temperature Range	-40 - 85 °C[-40 - 185 °F]
-----------------------------	---------------------------

Operation/Application

Circuit Application	Signal
---------------------	--------

Industry Standards

Bus Type	PCI Express
PCI Generation	2 & 3

Packaging Features

Packaging Quantity	30
Packaging Method	Box & Tray, Tray

Product Compliance



For compliance documentation, visit the product page on [TE.com](#)>

EU RoHS Directive 2011/65/EU	Compliant
EU ELV Directive 2000/53/EC	Compliant
China RoHS 2 Directive MIIT Order No 32, 2016	No Restricted Materials Above Threshold
EU REACH Regulation (EC) No. 1907/2006	Current ECHA Candidate List: JAN 2024 (240) Candidate List Declared Against: JAN 2024 (240) Does not contain REACH SVHC
Halogen Content	Not Low Halogen - contains Br or Cl > 900 ppm.
Solder Process Capability	Not applicable for solder process capability

Product Compliance Disclaimer

This information is provided based on reasonable inquiry of our suppliers and represents our current actual knowledge based on the information they provided. This information is subject to change. The part numbers that TE has identified as EU RoHS compliant have a maximum concentration of 0.1% by weight in homogenous materials for lead, hexavalent chromium, mercury, PBB, PBDE, DBP, BBP, DEHP, DIBP, and 0.01% for cadmium, or qualify for an exemption to these limits as defined in the Annexes of Directive 2011/65/EU (RoHS2). Finished electrical and electronic equipment products will be CE marked as required by Directive 2011/65/EU. Components may not be CE marked. Additionally, the part numbers that TE has identified as EU ELV compliant have a maximum concentration of 0.1% by weight in homogenous materials for lead, hexavalent chromium, and mercury, and 0.01% for cadmium, or qualify for an exemption to these limits as defined in the Annexes of Directive 2000/53/EC (ELV). Regarding the REACH Regulation, the information TE provides on SVHC in articles for this part number is based on the latest European Chemicals Agency (ECHA) 'Guidance on requirements for substances in articles' posted at this URL: <https://echa.europa.eu/guidance-documents/guidance-on-reach>

Compatible Parts










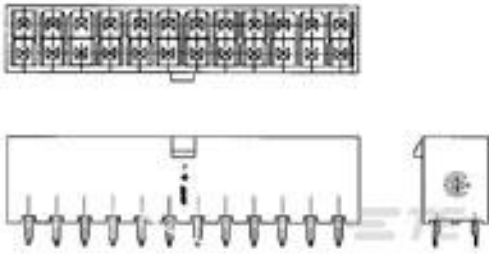
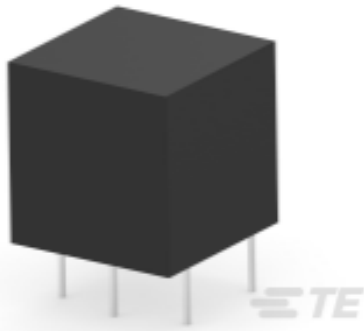

TE Part # 5-2337939-4
PCIE GEN4 CON,SMT,164POS,30u",MYLAR,HT



TE Part # 1734774-1
PCI EXP 3.1L 36 POS WHT G/F

Customers Also Bought



 <p>TE Part # 1-1469492-2 MULTIGIG RT 9MM GUIDE/ESD 45 DEG</p>	 <p>TE Part # 5-147278-4 05 MTE HDR SRRA SFMNT .100CL</p>	 <p>TE Part # 1546306-6 6P .374" DR BARRIER STRIP</p>	 <p>TE Part # 5-2337939-4 PCIE GEN4 CON,SMT,164POS,30u", MYLAR,HT</p>
 <p>TE Part # 2176307-5 RP 1E 0.1W 13K7 0.1% 25PPM 5K RL</p>	 <p>TE Part # 2000973-1 Connector Kit, Rcpt, Backplane, MT, V66.1</p>	 <p>TE Part # 2102771-1 DC, 7Row, Center, MULTIGIG RT 2R</p>	 <p>TE Part # 2-1586037-0 20P VERT HDR VAL-U-LOK V2</p>
 <p>TE Part # 6609063-2 3EBP M0=F7698</p>	 <p>TE Part # 2322272-1 CA, RA CCJ TO R TERMINAL</p>		

Documents

Product Drawings
PCI EXPRESS CONN. EON TYPE, 16
English

CAD Files
3D PDF
3D
Customer View Model
ENG_CVM_CVM_1871058-4_E.2d_dxf.zip
English
Customer View Model
ENG_CVM_CVM_1871058-4_E.3d_igs.zip
English
Customer View Model
ENG_CVM_CVM_1871058-4_E.3d_stp.zip
English

By downloading the CAD file I accept and agree to the Terms and Conditions of use.

Datasheets & Catalog Pages



Pressfit Card Edge Connector for PCI Express Applications Datasheet 2-1773443-3

English

Product Specifications
Product Specification

Japanese