

KUP-5D15-24

✓ ACTIVE

Potter & Brumfield | Potter & Brumfield KUP

TE Internal #: 6-1393118-7

Power Relays, Industrial Panel Plug-In, Monostable, DC, 1250 mW

Coil Power Rating DC, 320 Ω Coil Resistance, Potter & Brumfield

KUP

[View on TE.com >](#)



Relays & Contactors > Relays > Power Relays



Relay Type: **Industrial Panel Plug-In**
Coil Magnetic System: **Monostable, DC**
Coil Power Rating DC: **1250 mW**
Coil Resistance: **320 Ω**
Coil Special Features: **UL Coil Insulation Class B**

Features

Product Type Features

Relay Type	Industrial Panel Plug-In
------------	--------------------------

Configuration Features

Coil Special Features	UL Coil Insulation Class B
Contact Arrangement	1 Form C (CO)
Contact Number of Poles	1

Electrical Characteristics

Insulation Initial Dielectric Between Contacts & Coil	2200 Vrms
Insulation Initial Dielectric Between Open Contacts	1200 Vrms
Contact Limiting Making Current	10 A
Contact Limiting Short-Time Current	10 A
Contact Limiting Continuous Current	10 A
Insulation Initial Dielectric Between Adjacent Contacts	2200 Vrms
Insulation Initial Resistance	100 M Ω
Contact Limiting Breaking Current	10 A
Coil Power Rating DC	1250 mW
Coil Resistance	320 Ω
Coil Voltage Rating	24 VDC
Contact Current Rating	10 A



Contact Switching Load (Min)	300mA @ 12V
Contact Voltage Rating	240 VAC
Body Features	
Product Weight	85 g[2.988 oz]
Contact Features	
Contact Material	AgCdO
Termination Features	
Relay Connection Type	Terminals
Terminal Configuration	Quick Connect Terminals
Mechanical Attachment	
Product Mount Type	Socket
Dimensions	
Product Width	35.71 mm[1.4 in]
Product Length	38.89 mm[1.53 in]
Product Height	49.2 mm[1.93 in]
Usage Conditions	
Environmental Ambient Temperature (Max)	70 °C[158 °F]
Operating Temperature Range	-45 - 70 °C
Operation/Application	
Actuating System	DC
Coil Magnetic System	Monostable, DC
Packaging Features	
Packaging Method	Package
Other	
Length Class (Mechanical)	35 - 40 mm
Insulation Initial Dielectric Between Coil & Contact Class	1500 - 2500 V
Environmental Ambient Temperature Class	50 - 70 °C
Height Class (Mechanical)	40 - 50 mm
Coil Power Rating Class	1000 - 1500 mW
Width Class (Mechanical)	30 - 40 mm
Contact Current Class	16 A



Product Compliance

For compliance documentation, visit the product page on TE.com>

EU RoHS Directive 2011/65/EU	Compliant with Exemptions
EU ELV Directive 2000/53/EC	Compliant
China RoHS 2 Directive MIIT Order No 32, 2016	Restricted Materials Above Threshold
EU REACH Regulation (EC) No. 1907/2006	Current ECHA Candidate List: JAN 2024 (240) Candidate List Declared Against: JAN 2023 (233) SVHC > Threshold: Cadmium oxide (4.37% in component part) Article Safe Usage Statements: Use personal protective equipment as required. Do not eat, drink or smoke when using this product. Recycle if possible and dispose of the article by following all applicable governmental regulations relevant to your geographic location.
Halogen Content	Low Halogen - Br, Cl, F, I < 900 ppm per homogenous material. Also BFR/CFR/PVC Free
Solder Process Capability	Not applicable for solder process capability

Product Compliance Disclaimer

This information is provided based on reasonable inquiry of our suppliers and represents our current actual knowledge based on the information they provided. This information is subject to change. The part numbers that TE has identified as EU RoHS compliant have a maximum concentration of 0.1% by weight in homogenous materials for lead, hexavalent chromium, mercury, PBB, PBDE, DBP, BBP, DEHP, DIBP, and 0.01% for cadmium, or qualify for an exemption to these limits as defined in the Annexes of Directive 2011/65/EU (RoHS2). Finished electrical and electronic equipment products will be CE marked as required by Directive 2011/65/EU. Components may not be CE marked. Additionally, the part numbers that TE has identified as EU ELV compliant have a maximum concentration of 0.1% by weight in homogenous materials for lead, hexavalent chromium, and mercury, and 0.01% for cadmium, or qualify for an exemption to these limits as defined in the Annexes of Directive 2000/53/EC (ELV). Regarding the REACH Regulation, the information TE provides on SVHC in articles for this part number is based on the latest European Chemicals Agency (ECHA) 'Guidance on requirements for substances in articles' posted at this URL: <https://echa.europa.eu/guidance-documents/guidance-on-reach>

Compatible Parts



TE Part # 7-1393118-1
KUP-5D55-24=KU




TE Part # 2-1419106-2
27E867=SOCKET,KU,,ASSY,4 POLE,



TE Part # 4-1393143-0
27E419=SOCKET,KU,14, HARDMOUNT,PCB

Also in the Series | Potter & Brumfield KUP



Power Relays(139)



Relay Accessories, Sockets & Clips(10)

Customers Also Bought



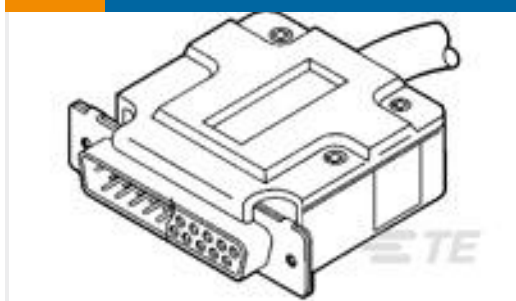
TE Part # 9-1393211-3
T92S11D22-12



TE Part # 205209-7
RECP ASSY SIZE 4



TE Part # 52937-1
TERMINAL,PIDG SPR SPD 16-14 10



TE Part # 207345-1
CABLE CLAMP KIT,SZ 3



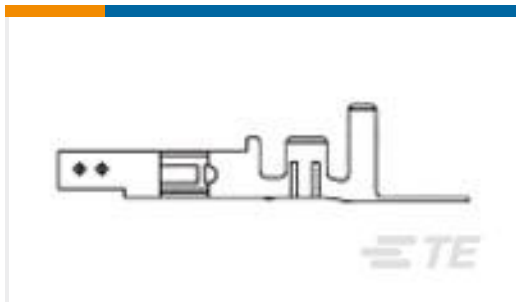
TE Part # 3-111196-4
68 RCPT SYSTEM 50 30 DPLX



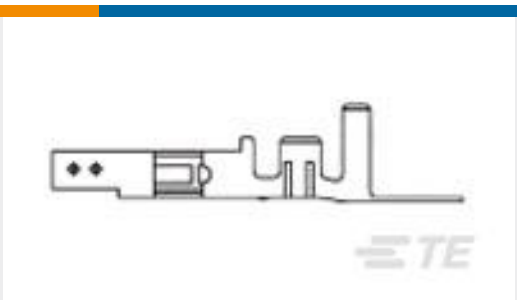
TE Part # 1658622-2
14 NOVO MIL/CTR 30DP,LEAD FREE



TE Part # 2-520272-2
ULTRA-FAST .110/.125 ASY REC 22-18 TPBR



TE Part # 794958-1
VAL-U-LOK SKT BR SN 22-26AWG



TE Part # 794956-1
VAL-U-LOK SKT BR SN 22-18AWG



TE Part # 1-2176412-9
5W XSM M/OX 5% 30R

Documents

CAD Files

3D PDF

3D

Customer View Model

ENG_CVM_CVM_6-1393118-7_D.2d_dxf.zip

English

Customer View Model

ENG_CVM_CVM_6-1393118-7_D.3d_igs.zip



English

Customer View Model
[ENG_CVM_CVM_6-1393118-7_D.3d_stp.zip](#)

English

By downloading the CAD file I accept and agree to the [Terms and Conditions](#) of use.

Datasheets & Catalog Pages
[KUP Series Panel Plug-in Relay](#)

English

Product Specifications
[Definitions General Purpose Relays](#)

English

Agency Approvals
[UL](#)

English