




Connectors > Terminal Blocks & Strips > PCB Terminal Blocks



Terminal Block Connector Type: **Header**

Connector System: **Wire-to-Board**

Number of Positions: **8**

Centerline (Pitch): **3.81 mm [.15 in]**

Number of Rows: **1**

Features

Product Type Features

| | |
|-----------------------------------|-----------------------|
| Wire Protection | With |
| Terminal Block Connector Type | Header |
| Connector System | Wire-to-Board |
| Connector & Contact Terminates To | Printed Circuit Board |

Configuration Features

| | |
|------------------------|----------------|
| Stacked Levels | Without |
| Wire Entry Location | Side |
| Stacking Configuration | Side Stackable |
| Number of Positions | 8 |
| Number of Rows | 1 |
| Wire Entry Angle | 90° |

Electrical Characteristics

| | |
|-------------------|---------|
| Operating Voltage | 150 VAC |
|-------------------|---------|

Body Features



| | |
|-----------------------|----------|
| Primary Product Color | Black |
| Product Orientation | Vertical |

Contact Features

| | |
|--------------------------------------|--------------|
| Contact Mating Area Plating Material | Tin |
| Contact Base Material | Copper Alloy |
| Contact Current Rating (Max) | 12 A |

Termination Features

| | |
|---|-----------------------|
| Termination Post & Tail Length | 2.6 mm[.102 in] |
| Termination Method to Printed Circuit Board | Through Hole - Solder |

Mechanical Attachment

| | |
|-------------------------|--------------|
| Screw Plating Material | Nickel |
| Screw Material | Copper Alloy |
| Thread Size | M2 |
| Connector Mounting Type | Board Mount |

Housing Features

| | |
|--------------------|----------------------------|
| Housing Material | High Temperature Polyamide |
| Centerline (Pitch) | 3.81 mm[.15 in] |

Dimensions

| | |
|-----------|---------------|
| Wire Size | .08 - 1.4 mm² |
|-----------|---------------|

Usage Conditions

| | |
|-----------------------------|----------------------------|
| Operating Temperature Range | -40 - 105 °C[-40 - 221 °F] |
|-----------------------------|----------------------------|

Operation/Application

| | |
|---------------------|----------------|
| Circuit Application | Power & Signal |
|---------------------|----------------|

Packaging Features

| | |
|--------------------|-----|
| Packaging Quantity | 100 |
|--------------------|-----|

Product Compliance

For compliance documentation, visit the product page on TE.com>

| | |
|---|--------------------------------------|
| EU RoHS Directive 2011/65/EU | Compliant with Exemptions |
| EU ELV Directive 2000/53/EC | Compliant |
| China RoHS 2 Directive MIIT Order No 32, 2016 | Restricted Materials Above Threshold |



EU REACH Regulation (EC) No. 1907/2006

Current ECHA Candidate List: JAN 2024 (240)
Candidate List Declared Against: JAN 2024 (240)
SVHC > Threshold:
Pb (.77% in Component Part)
Article Safe Usage Statements:
Do not eat, drink or smoke when using this product. Wash thoroughly after handling. Recycle if possible and dispose of the article by following all applicable governmental regulations relevant to your geographic location.

Halogen Content

Low Halogen - Br, Cl, F, I < 900 ppm per homogenous material. Also BFR/CFR/PVC Free


Solder Process Capability

Wave solder capable to 265°C


Product Compliance Disclaimer

This information is provided based on reasonable inquiry of our suppliers and represents our current actual knowledge based on the information they provided. This information is subject to change. The part numbers that TE has identified as EU RoHS compliant have a maximum concentration of 0.1% by weight in homogenous materials for lead, hexavalent chromium, mercury, PBB, PBDE, DBP, BBP, DEHP, DIBP, and 0.01% for cadmium, or qualify for an exemption to these limits as defined in the Annexes of Directive 2011/65/EU (RoHS2). Finished electrical and electronic equipment products will be CE marked as required by Directive 2011/65/EU. Components may not be CE marked. Additionally, the part numbers that TE has identified as EU ELV compliant have a maximum concentration of 0.1% by weight in homogenous materials for lead, hexavalent chromium, and mercury, and 0.01% for cadmium, or qualify for an exemption to these limits as defined in the Annexes of Directive 2000/53/EC (ELV). Regarding the REACH Regulation, the information TE provides on SVHC in articles for this part number is based on the latest European Chemicals Agency (ECHA) 'Guidance on requirements for substances in articles' posted at this URL: <https://echa.europa.eu/guidance-documents/guidance-on-reach>

Compatible Parts



TE Part # 284392-8
TERMI-BLOK PCB SIDE ENTRY STAC



TE Part # 1986975-8
8P TB,3.81,PCB MNT,ST MOD

Customers Also Bought



TE Part # 213850-1
CPC PLUG ASSEMBLY SIZE 23-37



TE Part # 2-1625999-7
Power Resistors: Aluminium Housed, HSC



TE Part # 4-1625984-7
Power Resistors: Aluminum Housed, HSA



TE Part # 5-1630186-8
HSA50 27R 1%





TE Part # 6-1393246-9
[W23-X1A1G-25=W23/W31-](#)



TE Part # 170303-1
[FF 250 REC 22-18AWG BR WITH LATCH](#)



TE Part # 5-1618387-7
[LEV200A5NAF=RELAY, 24Vdc SPST NO](#)

Documents

Product Drawings

[8P,3.81MM,SIDE ENTRY,HIGH TMP](#)

English

CAD Files

[3D PDF](#)

3D

Customer View Model

[ENG_CVM_CVM_1776113-8_0.2d_dxf.zip](#)

English

Customer View Model

[ENG_CVM_CVM_1776113-8_0.3d_igs.zip](#)

English

Customer View Model

[ENG_CVM_CVM_1776113-8_0.3d_stp.zip](#)

English

By downloading the CAD file I accept and agree to the [Terms and Conditions](#) of use.

Datasheets & Catalog Pages

[Eurostyle Terminal Blocks Focus Product Stock List](#)

English

[1-1773458-1_EURO_STYLE_TERMINAL_BLOCKS_QRG](#)

English

Product Specifications

[Application Specification](#)

English

Agency Approvals

[UL](#)

English