



Connectors > Automotive Connectors > Automotive Housings > AMPSEAL 16 Housings



Connector System: Wire-to-Device, Wire-to-Wire

Number of Positions: 2

Connector & Housing Type: Housing for Female Terminals

Centerline (Pitch): 4.5 mm [ .177 in ]

Sealable: Yes

[All AMPSEAL 16 Housings \(226\)](#)

Features

Product Type Features

Mixed & Hybrid Connector	No
Connector Shape	Rectangular
Connector System	Wire-to-Device, Wire-to-Wire
Connector & Housing Type	Housing for Female Terminals
Sealable	Yes
Connector & Contact Terminates To	Wire & Cable
Primary Locking Feature	Integrated in Housing

Configuration Features

Blank Cavity Position	0
Number of Positions	2
Number of Rows	1

Electrical Characteristics

--	--



Operating Voltage	250 VAC
Nominal Voltage Architecture	12 V

Body Features

Cable Exit Angle	180°
Primary Product Color	Gray
Connector & Keying Code	2

Contact Features

Contact Size	Size 16
Contact Type	Socket
Mating Pin Diameter	1.59 mm[.062 in]
Contact Current Rating (Max)	13 A

Mechanical Attachment

Terminal Position Assurance	Yes
Strain Relief	Add By Accessory
Mating Alignment Type	Keyed
Mating Alignment	With
Connector Mounting Type	Cable Mount (Free-Hanging)

Housing Features

Housing Material	PBT GF
Centerline (Pitch)	4.5 mm[.177 in]

Dimensions

Connector Height	23.5 mm[.925 in]
Product Width	20.33 mm[.8 in]
Product Length	36.75 mm[1.447 in]
Row-to-Row Spacing	0 mm[0 in]

Usage Conditions

Operating Temperature (Max)	150 °C[302 °F]
Operating Temperature Range	-40 - 150 °C[-40 - 302 °F]

Operation/Application

Circuit Application	Power, Signal
---------------------	---------------

Industry Standards

Degree of Protection	IP67
----------------------	------



UL Flammability Rating	UL 94V-0
------------------------	----------

Packaging Features

Packaging Method	Box
------------------	-----

Other

Serviceable	Yes
Connector Position Assurance Capable	Yes

Product Compliance

For compliance documentation, visit the product page on [TE.com](#)>








EU RoHS Directive 2011/65/EU	Compliant
EU ELV Directive 2000/53/EC	Compliant
China RoHS 2 Directive MIIT Order No 32, 2016	No Restricted Materials Above Threshold
EU REACH Regulation (EC) No. 1907/2006	Current ECHA Candidate List: JAN 2024 (240) Candidate List Declared Against: JAN 2024 (240) SVHC > Threshold: Octamethylcyclotetrasiloxane (D4) (.5% in Component Part) Decamethylcyclopentasiloxane (D5) (.5% in Component Part) Dodecamethylcyclohexasiloxane (D6) (.5% in Component Part) <b>Article Safe Usage Statements:</b> Wash thoroughly after handling. Recycle if possible and dispose of the article by following all applicable governmental regulations relevant to your geographic location.
Halogen Content	Not Low Halogen - contains Br or Cl > 900 ppm.
Solder Process Capability	Not reviewed for solder process capability

Product Compliance Disclaimer










This information is provided based on reasonable inquiry of our suppliers and represents our current actual knowledge based on the information they provided. This information is subject to change. The part numbers that TE has identified as EU RoHS compliant have a maximum concentration of 0.1% by weight in homogenous materials for lead, hexavalent chromium, mercury, PBB, PBDE, DBP, BBP, DEHP, DIBP, and 0.01% for cadmium, or qualify for an exemption to these limits as defined in the Annexes of Directive 2011/65/EU (RoHS2). Finished electrical and electronic equipment products will be CE marked as required by Directive 2011/65/EU. Components may not be CE marked. Additionally, the part numbers that TE has identified as EU ELV compliant have a maximum concentration of 0.1% by weight in homogenous materials for lead, hexavalent chromium, and mercury, and 0.01% for cadmium, or qualify for an exemption to these limits as defined in the Annexes of Directive 2000/53/EC (ELV). Regarding the REACH Regulation, the information TE provides on SVHC in articles for this part number is based on the latest European Chemicals Agency (ECHA) 'Guidance on requirements for substances in articles' posted at this URL: <https://echa.europa.eu/guidance-documents/guidance-on-reach>



Compatible Parts

 TE Part # 776363-1 SEALING PLUG, SZ 16 CAVITY	 TE Part # CAT-AM7801-T273 AMPSEAL 16 CONTACTS	 TE Part # CAT-AM7801-T618 Removal Tools - AMPSEAL 16	 TE Part # 1924580-1 ASSEMBLY SOCKET LOOSE PC GOLD
 TE Part # 1924580-2 ASSEMBLY SOCKET LOOSE PC NICKEL	 TE Part # 2272179-1 AMPSEAL 16 PERIPHERAL SEAL 2P - SERVICE	 TE Part # 2320926-2 2POS,AMPSEAL 16,PIN HSG ASSY, SLD,COD 2	

Also in the Series | AMPSEAL 16

 Automotive Connector Caps & Covers (1)	 Automotive Connector Locks & Position Assurance(2)	 Automotive Housings(244)	 Automotive Terminals(33)
 Connector Backshells(84)	 Connector Seals & Cavity Plugs(4)	 Data Connectivity Headers(2)	 Data Connectivity Housings(3)
 Other Automotive Connector Accessories(11)			



Customers Also Bought



TE Part # 2320932-1  
AMPSEAL 16 Housings



TE Part # 36916  
TERMINAL,SOLIS R 1/0 5/16



TE Part # DTMH06-4SA  
PLG, 4P, BLK, N, HI TEMP, A



TE Part # DTV02-18PC  
REC, 18P, GRN, N, FLANGE, C

Documents

Product Drawings

2POS,AMPSEAL 16,SOC HSG ASSY,SLD,COD 2

English

CAD Files

3D PDF

3D

Customer View Model

ENG\_CVM\_CVM\_2320932-2\_A.2d\_dxf.zip

English

Customer View Model

ENG\_CVM\_CVM\_2320932-2\_A.3d\_igs.zip

English

Customer View Model

ENG\_CVM\_CVM\_2320932-2\_A.3d\_stp.zip

English

By downloading the CAD file I accept and agree to the Terms and Conditions of use.

Product Specifications

Application Specification

English