



Connectors > Automotive Connectors > Automotive Housings > AMPSEAL 16 Housings



Connector System: **Wire-to-Wire**
Number of Positions: **2**
Connector & Housing Type: **Housing for Male Terminals**
Centerline (Pitch): **4.5 mm [.177 in]**
Sealable: **Yes**

[All AMPSEAL 16 Housings \(226\)](#)

Features

Product Type Features

| | |
|--------------------------|----------------------------|
| Mixed & Hybrid Connector | No |
| Connector Shape | Rectangular |
| Connector System | Wire-to-Wire |
| Connector & Housing Type | Housing for Male Terminals |
| Sealable | Yes |
| Primary Locking Feature | Integrated in Housing |

Configuration Features

| | |
|---------------------|---|
| Number of Positions | 2 |
| Number of Rows | 1 |

Electrical Characteristics

| | |
|------------------------------|--|
| Operating Voltage | 250 VDC |
| Nominal Voltage Architecture | 12 V, 24 V, 42 V, 48 V, 80 V, 90 V, 125 V, 240 V |

Body Features

| | |
|-----------------------|-------|
| Cable Exit Angle | 180° |
| Primary Product Color | Green |



| | |
|-------------------------|---|
| Connector & Keying Code | 4 |
|-------------------------|---|

Contact Features

| | |
|------------------------------|-----------------|
| Contact Size | Size 16 |
| Contact Type | Pin |
| Mating Pin Diameter | 1.5 mm[.059 in] |
| Contact Current Rating (Max) | 13 A |

Mechanical Attachment

| | |
|-----------------------------|----------------------------|
| Terminal Position Assurance | Yes |
| Strain Relief | Add By Accessory |
| Mating Alignment Type | Keyed |
| Mating Alignment | With |
| Connector Mounting Type | Cable Mount (Free-Hanging) |

Housing Features

| | |
|--------------------|-----------------|
| Housing Material | PBT GF |
| Centerline (Pitch) | 4.5 mm[.177 in] |

Dimensions

| | |
|------------------|--------------------|
| Connector Height | 18.93 mm[.745 in] |
| Product Width | 47.55 mm[1.872 in] |
| Product Length | 19.6 mm[.772 in] |

Usage Conditions

| | |
|-----------------------------|---|
| Operating Temperature (Max) | 70 °C, 75 °C, 80 °C, 85 °C, 90 °C, 100 °C, 105 °C, 110 °C, 120 °C, 125 °C[158 °F][167 °F][176 °F][185 °F][194 °F][212 °F][221 °F][230 °F][248 °F][257 °F] |
| Operating Temperature Range | -40 - 125 °C[-40 - 257 °F] |

Industry Standards

| | |
|------------------------|---------|
| Degree of Protection | IP67 |
| UL Flammability Rating | UL 94HB |

Packaging Features

| | |
|--------------------|---------|
| Packaging Quantity | 400 |
| Packaging Method | Package |

Other

| | |
|-------------|-----|
| Serviceable | Yes |
|-------------|-----|



Connector Position Assurance Capable

Yes

Product Compliance

For compliance documentation, visit the product page on TE.com>

| | |
|---|---|
| EU RoHS Directive 2011/65/EU | Compliant |
| EU ELV Directive 2000/53/EC | Compliant |
| China RoHS 2 Directive MIIT Order No 32, 2016 | No Restricted Materials Above Threshold |
| EU REACH Regulation (EC) No. 1907/2006 | Current ECHA Candidate List: JAN 2024 (240) Candidate List Declared Against: JAN 2024 (240) SVHC > Threshold: Octamethylcyclotetrasiloxane (D4) (.5% in Component Part) Dodecamethylcyclohexasiloxane (D6) (.5% in Component Part) Decamethylcyclopentasiloxane (D5) (.5% in Component Part) Article Safe Usage Statements: Wash thoroughly after handling. Recycle if possible and dispose of the article by following all applicable governmental regulations relevant to your geographic location. |
| Halogen Content | BFR/CFR/PVC Free, but Br/Cl >900 ppm in other sources. |
| Solder Process Capability | Not applicable for solder process capability |

Product Compliance Disclaimer

This information is provided based on reasonable inquiry of our suppliers and represents our current actual knowledge based on the information they provided. This information is subject to change. The part numbers that TE has identified as EU RoHS compliant have a maximum concentration of 0.1% by weight in homogenous materials for lead, hexavalent chromium, mercury, PBB, PBDE, DBP, BBP, DEHP, DIBP, and 0.01% for cadmium, or qualify for an exemption to these limits as defined in the Annexes of Directive 2011/65/EU (RoHS2). Finished electrical and electronic equipment products will be CE marked as required by Directive 2011/65/EU. Components may not be CE marked. Additionally, the part numbers that TE has identified as EU ELV compliant have a maximum concentration of 0.1% by weight in homogenous materials for lead, hexavalent chromium, and mercury, and 0.01% for cadmium, or qualify for an exemption to these limits as defined in the Annexes of Directive 2000/53/EC (ELV). Regarding the REACH Regulation, the information TE provides on SVHC in articles for this part number is based on the latest European Chemicals Agency (ECHA) 'Guidance on requirements for substances in articles' posted at this URL: <https://echa.europa.eu/guidance-documents/guidance-on-reach>

Compatible Parts





TE Part # 776427-4
AS 16, 2P PLUG ASSY, KEY 4



TE Part # CAT-AM7801-M8649
AMPSEAL 16 Connectors Mounting Clips



TE Part # 776363-1
SEALING PLUG, SZ 16 CAVITY



TE Part # CAT-AM7801-B128
AMPSEAL 16 Connectors Backshell




TE Part # CAT-AM7801-T618
Removal Tools - AMPSEAL 16



TE Part # CAT-AM7801-T273
AMPSEAL 16 CONTACTS


Also in the Series | AMPSEAL 16




Automotive Connector Caps & Covers
(1)



Automotive Connector Locks & Position Assurance(2)




Automotive Housings(244)



Automotive Terminals(33)



Connector Backshells(84)




Connector Seals & Cavity Plugs(4)



Data Connectivity Headers(2)



Data Connectivity Housings(3)



Other Automotive Connector Accessories(11)

Customers Also Bought





TE Part # 66569-3
20DF SOCKET CONT. L.P.



TE Part # CV3304-000
RW-175-1/4-X-STK



TE Part # 5039924004
SRFR-2.9/1.7-8-SP



TE Part # 776300-2
AMPSEAL 16 CONTACTS



TE Part # NB13594001
RNF-100-3/8-CL-FSP



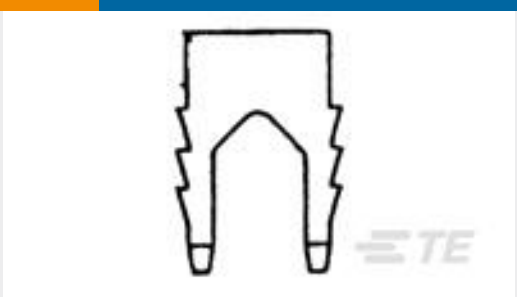
TE Part # NB14862001
DWP-125-1/4-0-STK



TE Part # NB15554001
RNF-100-3/64-RD-SP



TE Part # 816870-000
SO63-4-55-20-90



TE Part # 4-1601140-2
LEADLOK STRAIN RELIEF, SMZ

Documents

Product Drawings

AS 16, 2P CAP ASSY, KEY 4

English

CAD Files

3D PDF

3D

Customer View Model

ENG_CVM_CVM_776428-4_D_c-776428-4-d.2d_dxf.zip

English

Customer View Model

ENG_CVM_CVM_776428-4_D_c-776428-4-d.3d_igs.zip

English

Customer View Model

ENG_CVM_CVM_776428-4_D_c-776428-4-d.3d_stp.zip

English

By downloading the CAD file I accept and agree to the [Terms and Conditions](#) of use.

Datasheets & Catalog Pages



ICT Terminals and Connectors Catalogue

English

CONNECTOR SELECTOR

English

Product Specifications

Application Specification

English

Instruction Sheets

Instruction Sheet (U.S.)

English