



Connectors > Automotive Connectors > Automotive Housings > AMPSEAL 16 Housings



Connector System: **Wire-to-Wire**
Number of Positions: **2**
Connector & Housing Type: **Housing for Male Terminals**
Centerline (Pitch): **4.5 mm [.177 in]**
Sealable: **Yes**

[All AMPSEAL 16 Housings \(226\)](#)

Features

Product Type Features

Mixed & Hybrid Connector	No
Connector Shape	Rectangular
Connector System	Wire-to-Wire
Connector & Housing Type	Housing for Male Terminals
Sealable	Yes
Primary Locking Feature	Integrated in Housing

Configuration Features

Number of Positions	2
Number of Rows	1

Electrical Characteristics

Operating Voltage	250 VDC
Nominal Voltage Architecture	12 V, 24 V, 42 V, 48 V, 80 V, 90 V, 125 V, 240 V

Body Features

Cable Exit Angle	180°
Primary Product Color	Yellow



Connector & Keying Code	3
-------------------------	---

Contact Features

Contact Size	Size 16
Contact Type	Pin
Mating Pin Diameter	1.5 mm[.059 in]
Contact Current Rating (Max)	13 A

Mechanical Attachment

Terminal Position Assurance	Yes
Strain Relief	Add By Accessory
Mating Alignment Type	Keyed
Mating Alignment	With
Connector Mounting Type	Cable Mount (Free-Hanging)

Housing Features

Housing Material	PBT GF
Centerline (Pitch)	4.5 mm[.177 in]

Dimensions

Connector Height	18.93 mm[.745 in]
Product Width	47.55 mm[1.872 in]
Product Length	19.6 mm[.772 in]

Usage Conditions

Operating Temperature (Max)	70 °C, 75 °C, 80 °C, 85 °C, 90 °C, 100 °C, 105 °C, 110 °C, 120 °C, 125 °C[158 °F][167 °F][176 °F][185 °F][194 °F][212 °F][221 °F][230 °F][248 °F][257 °F]
Operating Temperature Range	-40 - 125 °C[-40 - 257 °F]

Industry Standards

Degree of Protection	IP67
UL Flammability Rating	UL 94HB

Packaging Features

Packaging Quantity	400
Packaging Method	Package

Other

Serviceable	Yes
-------------	-----



Connector Position Assurance Capable

Yes

Product Compliance

For compliance documentation, visit the product page on TE.com>

EU RoHS Directive 2011/65/EU	Compliant
EU ELV Directive 2000/53/EC	Compliant
China RoHS 2 Directive MIIT Order No 32, 2016	No Restricted Materials Above Threshold
EU REACH Regulation (EC) No. 1907/2006	Current ECHA Candidate List: JAN 2024 (240) Candidate List Declared Against: JAN 2024 (240) SVHC > Threshold: Octamethylcyclotetrasiloxane (D4) (.5% in Component Part) Dodecamethylcyclohexasiloxane (D6) (.5% in Component Part) Decamethylcyclopentasiloxane (D5) (.5% in Component Part) Article Safe Usage Statements: Wash thoroughly after handling. Recycle if possible and dispose of the article by following all applicable governmental regulations relevant to your geographic location.
Halogen Content	Low Halogen - Br, Cl, F, I < 900 ppm per homogenous material. Also BFR/CFR/PVC Free
Solder Process Capability	Not applicable for solder process capability

Product Compliance Disclaimer

This information is provided based on reasonable inquiry of our suppliers and represents our current actual knowledge based on the information they provided. This information is subject to change. The part numbers that TE has identified as EU RoHS compliant have a maximum concentration of 0.1% by weight in homogenous materials for lead, hexavalent chromium, mercury, PBB, PBDE, DBP, BBP, DEHP, DIBP, and 0.01% for cadmium, or qualify for an exemption to these limits as defined in the Annexes of Directive 2011/65/EU (RoHS2). Finished electrical and electronic equipment products will be CE marked as required by Directive 2011/65/EU. Components may not be CE marked. Additionally, the part numbers that TE has identified as EU ELV compliant have a maximum concentration of 0.1% by weight in homogenous materials for lead, hexavalent chromium, and mercury, and 0.01% for cadmium, or qualify for an exemption to these limits as defined in the Annexes of Directive 2000/53/EC (ELV). Regarding the REACH Regulation, the information TE provides on SVHC in articles for this part number is based on the latest European Chemicals Agency (ECHA) 'Guidance on requirements for substances in articles' posted at this URL: <https://echa.europa.eu/guidance-documents/guidance-on-reach>

Compatible Parts




TE Part # CAT-AM7801-M8649
AMPSEAL 16 Connectors Mounting Clips



TE Part # 776364-1
SEALING PLUG, SZ 20 CAVITY



TE Part # CAT-AM7801-B128
AMPSEAL 16 Connectors Backshell



TE Part # CAT-AM7801-T618
Removal Tools - AMPSEAL 16



TE Part # CAT-AM7801-T273
AMPSEAL 16 CONTACTS




TE Part # 776522-3
AS 16, 2P PLUG ASSY, RD, KEY 3



TE Part # 2203728-1
AS16; 2p Wire Seal; Reduced Diameter


Also in the Series | AMPSEAL 16




Automotive Connector Caps & Covers (1)



Automotive Connector Locks & Position Assurance(2)



Automotive Housings(244)



Automotive Terminals(33)



Connector Backshells(84)




Connector Seals & Cavity Plugs(4)



Data Connectivity Headers(2)



Data Connectivity Housings(3)



Other Automotive Connector Accessories(11)

Customers Also Bought



TE Part # 776522-2
AS 16, 2P PLUG ASSY, RD, KEY 2

TE Part # 1924463-3
PIN, SF, SIZE 16, 18-20 AWG, NI/SN

TE Part # 6-1355683-3
MT3BU-GEH ASSY6P,SW

TE Part # 1803018-3
CRIMPER, INSUL O

TE Part # 2-1633129-2
ANVIL, COMBINATION .062

TE Part # 2-458209-6
CRIMPER, WIRE "F"

TE Part # 63535-1
TAB SPECIAL 025TPBR

TE Part # 7-1333225-4
ANVIL, COMBINATION, SPECIAL

TE Part # 7-568176-0
CRIMPER, WIRE (.050" "F")

TE Part # CD41583001
55E0211-0.50-0(B01)

Documents

Product Drawings

AS 16, 2P CAP ASSY, RD, KEY 3

English

CAD Files

3D PDF

3D

Customer View Model

ENG_CVM_CVM_776534-3_D_c-776534-3-d.2d_dxf.zip

English

Customer View Model

ENG_CVM_CVM_776534-3_D_c-776534-3-d.3d_igs.zip

English

Customer View Model

ENG_CVM_CVM_776534-3_D_c-776534-3-d.3d_stp.zip

English

By downloading the CAD file I accept and agree to the [Terms and Conditions](#) of use.

Datasheets & Catalog Pages



ICT Terminals and Connectors Catalogue

English

CONNECTOR SELECTOR

English

Product Specifications

Application Specification

English

Instruction Sheets

Instruction Sheet (U.S.)

English