



Connectors > Modular Jacks & Plugs > Combo Jacks



Port Matrix Configuration: 2 x 1

Port Configuration: Single Port

Modular Jack & Plug Interface Type: RJ45 over Single USB

Connector Profile: Standard

Modular Jacks & Plugs Products: Combo Jacks

Features

Product Type Features

Connectors & Connector Components Type	Connector
Connector & Contact Terminates To	Printed Circuit Board
Modular Jack & Plug Interface Type	RJ45 over Single USB
Modular Jacks & Plugs Products	Combo Jacks
Modular Connector Style	Jack
Grounding Options	PCB Ground
Connector System	Cable-to-Board

Configuration Features

Number of PCB Ground Tabs	4
Multiple Port Configuration	Stacked
PCB Mount Orientation	Right Angle
Port Matrix Configuration	2 x 1
Port Configuration	Single Port
Connector Contact Density	Standard
Number of Positions	4, 8



Number of Loaded Positions	4, 8
Body Features	
Shell Plating Material	Brass
Connector Profile	Standard
Modular Jack Latch Orientation	Standard - Latch Down
Shield Material	Brass
Shield Plating Material	Nickel
Contact Features	
Contact Underplating Material	Nickel
Contact Base Material	Phosphor Bronze
Contact Current Rating (Max)	1 A, 1.5 A
PCB Contact Termination Area Plating Material	Gold Flash
Termination Features	
Termination Method to Printed Circuit Board	Through Hole - Solder
Mechanical Attachment	
Connector Mounting Type	Board Mount
Housing Features	
Housing Color	Black
Housing Material	PBT GF
Centerline (Pitch)	1.02 mm, 2 mm, 2.5 mm[.04 in][.07 in][.09 in]
Usage Conditions	
Operating Temperature Range	-40 - 85 °C[-40 - 185 °F]
Operation/Application	
Indicator Type	Not Illuminated
Circuit Application	Signal
Shielded	Yes
Industry Standards	
UL Flammability Rating	UL 94V-0
Performance Category	Cat 3
Packaging Features	
Packaging Method	Box & Tray, Tray



Product Compliance

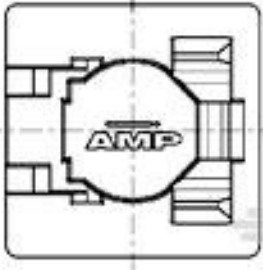
For compliance documentation, visit the product page on TE.com>

EU RoHS Directive 2011/65/EU	Compliant
EU ELV Directive 2000/53/EC	Compliant
China RoHS 2 Directive MIIT Order No 32, 2016	No Restricted Materials Above Threshold
EU REACH Regulation (EC) No. 1907/2006	Current ECHA Candidate List: JAN 2024 (240) Candidate List Declared Against: JAN 2024 (240) Does not contain REACH SVHC
Halogen Content	Low Halogen - Br, Cl, F, I < 900 ppm per homogenous material. Also BFR/CFR/PVC Free
Solder Process Capability	Wave solder capable to 260°C

Product Compliance Disclaimer

This information is provided based on reasonable inquiry of our suppliers and represents our current actual knowledge based on the information they provided. This information is subject to change. The part numbers that TE has identified as EU RoHS compliant have a maximum concentration of 0.1% by weight in homogenous materials for lead, hexavalent chromium, mercury, PBB, PBDE, DBP, BBP, DEHP, DIBP, and 0.01% for cadmium, or qualify for an exemption to these limits as defined in the Annexes of Directive 2011/65/EU (RoHS2). Finished electrical and electronic equipment products will be CE marked as required by Directive 2011/65/EU. Components may not be CE marked. Additionally, the part numbers that TE has identified as EU ELV compliant have a maximum concentration of 0.1% by weight in homogenous materials for lead, hexavalent chromium, and mercury, and 0.01% for cadmium, or qualify for an exemption to these limits as defined in the Annexes of Directive 2000/53/EC (ELV). Regarding the REACH Regulation, the information TE provides on SVHC in articles for this part number is based on the latest European Chemicals Agency (ECHA) 'Guidance on requirements for substances in articles' posted at this URL: <https://echa.europa.eu/guidance-documents/guidance-on-reach>


Compatible Parts




TE Part # 188729-1
[8P.COVER/SOLD.STOP](#)

Customers Also Bought







TE Part # DT04-2P
REC, 2P, GRY, N




TE Part # DT06-2S
PLG, 2P, GRY, N



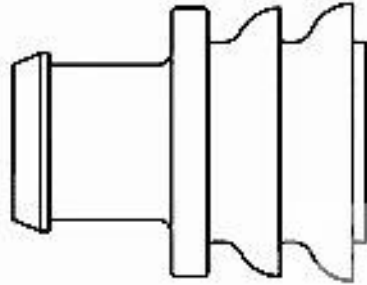
TE Part # W2S
Wedgelocks: DEUTSCH DT




TE Part # 0460-202-16141
DEUTSCH Solid Contacts



TE Part # 282104-1
AMP SUPERSEAL 1.5MM,
CONNECTOR HOUSING



TE Part # 281934-2
SINGLE WIRE SEAL



TE Part # 114017-ZZ
SEALING PLUG, SIZE 12/16, WHT

Documents

Product Drawings
VAO, MODULAR JACK, RJ45+USBx1F, W/O LED
English

CAD Files
3D PDF
3D
Customer View Model
ENG_CVM_CVM_1909119-4_B.2d_dxf.zip
English
Customer View Model
ENG_CVM_CVM_1909119-4_B.3d_igs.zip
English
Customer View Model
ENG_CVM_CVM_1909119-4_B.3d_stp.zip
English

By downloading the CAD file I accept and agree to the Terms and Conditions of use.

Product Specifications
Application Specification
English