

# PSR-M-EM6-HTL2-SC - Extension module



1105016

<https://www.phoenixcontact.com/us/products/1105016>

Please be informed that the data shown in this PDF document is generated from our online catalog. Please find the complete data in the user documentation. Our general terms of use for downloads are valid.



Safe extension module for monitoring zero-speed, speed, direction of rotation, monitoring of 2 axes, NPN/PNP proximity switch, 2 x HTL encoder, TBUS interface, up to SIL 3, Cat. 4/PL e, pluggable screw terminal block, TBUS connector included

## Product description

The configurable and individually scalable PSRmodular safety system is a flexible safety solution for monitoring your machine or system. The safe extension module is used to monitor downtimes, speed, and direction of rotation. The module is suitable for connection of NPN/PNP proximity switches and HTL encoders.

## Your advantages

- Cost-effective safety solution with a high level of adaptability to individual requirements
- Fast startup, thanks to easy hardware and software configuration
- Machine downtimes minimized with comprehensive, easy-to-understand diagnostics
- Narrow housing width of just 22.6 mm
- Up to Cat. 4/PL e in accordance with EN ISO 13849-1, SIL 3 in accordance with EN IEC 62061, SIL 3 in accordance with IEC 61508
- Suitable for elevator applications in accordance with EN 81-20

## Commercial data

Item number	1105016
Packing unit	1 pc
Minimum order quantity	1 pc
Sales key	DN02
Product key	DNA363
GTIN	4055626975207
Weight per piece (including packing)	196.8 g
Weight per piece (excluding packing)	173 g
Customs tariff number	85371098
Country of origin	IT

# PSR-M-EM6-HTL2-SC - Extension module



1105016

<https://www.phoenixcontact.com/us/products/1105016>

## Technical data

### Product properties

Product type	Safety device
Application	Over-speed safety relay
	Zero-speed safety relay
	Monitoring the direction of rotation

### Insulation characteristics

Protection class	III
------------------	-----

### Times

Response time	see user manual
Restart time	min. 5 s (Boot time)
	max. 10 s (Boot time)

### Electrical properties

Maximum power dissipation for nominal condition	3.22 W ( $U_B = 28.8$ V, $I_{N1} = I_{N2} = 50$ mA, $U_{ENC} = 30$ V)
Nominal operating mode	100% operating factor
Interfaces	DIN rail TBUS for connection to the master module, supplied as standard
	Encoder
	Proximity switches

### Air clearances and creepage distances between the power circuits

Rated insulation voltage	250 V AC
Rated surge voltage/insulation	Basic insulation 4 kV between 24 V power supply and I/Os to the housing

### Supply

Designation	A1/A2
Rated control circuit supply voltage $U_S$	19.2 V DC ... 28.8 V DC
Rated control circuit supply voltage $U_S$	24 V DC -20 % / +20 % (provide external protection, typically 1 A)
Rated control supply current $I_S$	typ. 50 mA
Power consumption at $U_S$	typ. 1.2 W
Inrush current	3.5 A ( $\Delta t = 1$ ms at $U_S$ )
Filter time	typ. 20 ms (in the event of voltage dips at $U_S$ )
Protective circuit	Serial protection against polarity reversal
	Suppressor diode

### Input data

#### Measurement

Input name	Proximity switch inputs
Description of the input	NPN / PNP (3- or 4-wire)
Number of inputs	2

# PSR-M-EM6-HTL2-SC - Extension module



1105016

<https://www.phoenixcontact.com/us/products/1105016>

Input voltage range "0" signal	0 V DC ... 5 V DC (NPN)
	16 V DC ... 28.8 V DC (PNP)
Input voltage range "1" signal	16 V DC ... 28.8 V DC (NPN)
	0 V DC ... 5 V DC (PNP)
Input current range "0" signal	< 2 mA (NPN)
Precision	5 % (in reference to the parameterized limit value)
Limit frequency	max. 5 kHz
Max. permissible overall conductor resistance	150 $\Omega$
Protective circuit	Suppressor diode
Current consumption	typ. 13 mA (NPN, at $U_S$ )
	typ. -13 mA (PNP, at $U_S$ )
	max. 17 mA (NPN, at 28.8 V DC)
	max. -15 mA (PNP, at 28.8 V DC)

## Measurement

Input name	Encoder inputs
Description of the input	HTL
	IEC 61131-2 Type 2
Number of inputs	2
Precision	5 % (in reference to the parameterized limit value)
Limit frequency	max. 300 kHz
Max. permissible overall conductor resistance	150 $\Omega$
HTL Signal form/signal level	11 V ... 30 V (Duty factor trace A, B: 50% $\pm$ 15%, phase shift trace A, B: 90° $\pm$ 40°)
Current consumption	typ. 12 mA (Per track for $U_S$ )

## Output data

Digital: Proximity switch supply (24V/0V)

Short-circuit protection	no
Nominal output voltage range	16.7 V DC ... 26.3 V DC ( $U_S - 2.5$ V)

## Connection data

Connection technology

pluggable	yes
-----------	-----

Conductor connection

Connection method	Screw connection
Conductor cross section rigid	0.2 mm <sup>2</sup> ... 2.5 mm <sup>2</sup>
Conductor cross section flexible	0.2 mm <sup>2</sup> ... 2.5 mm <sup>2</sup>
Conductor cross-section AWG	24 ... 12
Stripping length	7 mm
Screw thread	M3
Tightening torque	0.5 Nm ... 0.6 Nm

## Signaling

# PSR-M-EM6-HTL2-SC - Extension module



1105016

<https://www.phoenixcontact.com/us/products/1105016>

Status display	1 x LED (green), 2 x LED (orange)
	6 x LED (yellow)
Operating voltage display	1 x green LED
Error indication	2 x LED (red)

## Dimensions

Width	22.61 mm
Height	112.58 mm
Depth	114.5 mm

## Material specifications

Color (Housing)	yellow (RAL 1018)
Housing material	Polyamide PA non-reinforced

## Characteristics

Safety data: EN ISO 13849-1

Category	4
Performance level (PL)	e

Safety data: IEC 61508 - High demand

Safety Integrity Level (SIL)	3
------------------------------	---

Safety data: EN IEC 62061

Safety Integrity Level (SIL)	3
------------------------------	---

## Environmental and real-life conditions

Ambient conditions

Degree of protection	IP20
Min. degree of protection of inst. location	IP54
Ambient temperature (operation)	-10 °C ... 55 °C (observe derating)
Ambient temperature (storage/transport)	-20 °C ... 85 °C
Maximum altitude	≤ 2000 m (Above sea level)
Max. permissible humidity (storage/transport)	95 % (non-condensing)
Max. permissible relative humidity (operation)	95 % (non-condensing)
Shock	10g for $\Delta t = 16$ ms (continuous shock, 1000 shocks in each space direction)
Vibration (operation)	10 Hz ... 150 Hz, 2g

## Approvals

CE

Identification	CE-compliant
----------------	--------------

## Mounting

Mounting type	DIN rail mounting
---------------	-------------------

# PSR-M-EM6-HTL2-SC - Extension module



1105016

<https://www.phoenixcontact.com/us/products/1105016>

Assembly note	Observe derating
Mounting position	vertical or horizontal

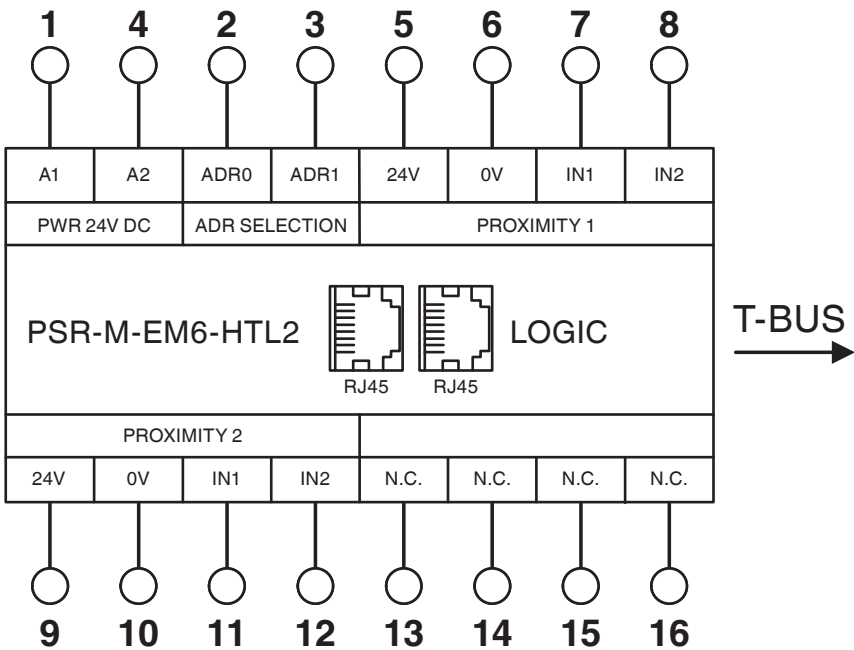
PSR-M-EM6-HTL2-SC - Extension module



1105016  
<https://www.phoenixcontact.com/us/products/1105016>

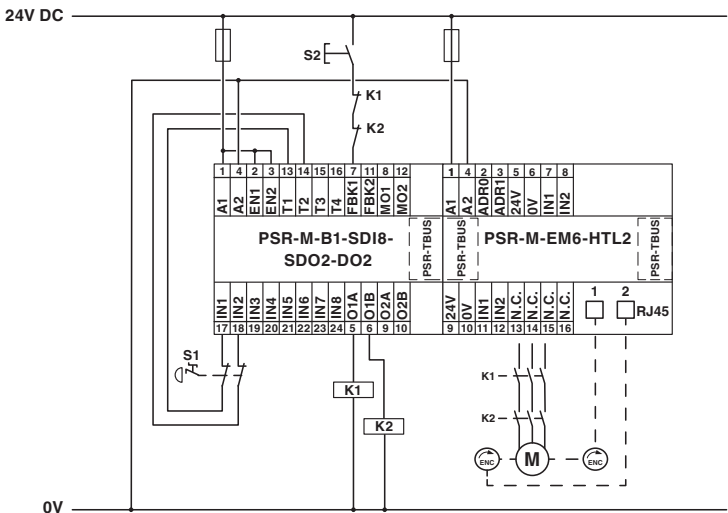
Drawings

Block diagram



Block diagram

Application drawing



Example application

# PSR-M-EM6-HTL2-SC - Extension module




1105016


<https://www.phoenixcontact.com/us/products/1105016>

## Approvals


To download certificates, visit the product detail page: <https://www.phoenixcontact.com/us/products/1105016>




**UL Listed**  
Approval ID: FILE E 238705



**cUL Listed**  
Approval ID: FILE E 238705



**EAC**  
Approval ID: RU\*-DE\*B.00606/20



**Functional Safety**  
Approval ID: Z10 029429 0013

**cULus Listed**

# PSR-M-EM6-HTL2-SC - Extension module



1105016

<https://www.phoenixcontact.com/us/products/1105016>

## Classifications

### ECLASS

ECLASS-11.0	27371819
ECLASS-13.0	27371819
ECLASS-12.0	27371819

### ETIM

ETIM 9.0	EC001449
----------	----------

### UNSPSC

UNSPSC 21.0	39122200
-------------	----------



Environmental product compliance

EU RoHS	
Fulfills EU RoHS substance requirements	Yes, No exemptions
China RoHS	
Environment friendly use period (EFUP)	EFUP-E
	No hazardous substances above the limits
EU REACH SVHC	
REACH candidate substance (CAS No.)	No substance above 0.1 wt%

# PSR-M-EM6-HTL2-SC - Extension module



1105016

<https://www.phoenixcontact.com/us/products/1105016>

## Accessories

### CP-MSTB - Coding profile

1734634

<https://www.phoenixcontact.com/us/products/1734634>

Coding profile, is inserted into the slot on the plug or inverted header, red insulating material



---

### CR-MSTB - Coding section

1734401

<https://www.phoenixcontact.com/us/products/1734401>

Coding section, inserted into the recess in the header or the inverted plug, red insulating material



# PSR-M-EM6-HTL2-SC - Extension module



1105016

<https://www.phoenixcontact.com/us/products/1105016>

## CRIMPFOX 6 - Crimping pliers

1212034

<https://www.phoenixcontact.com/us/products/1212034>



Crimping pliers, for ferrules without insulating collar according to DIN 46228 Part 1 and ferrules with insulating collar according to DIN 46228 Part 4, 0.25 mm<sup>2</sup> ... 6.0 mm<sup>2</sup>, lateral entry, trapezoidal crimp

---

Phoenix Contact 2024 © - all rights reserved

<https://www.phoenixcontact.com>

Phoenix Contact USA  
586 Fulling Mill Road  
Middletown, PA 17057, United States  
(+717) 944-1300  
[info@phoenixcon.com](mailto:info@phoenixcon.com)