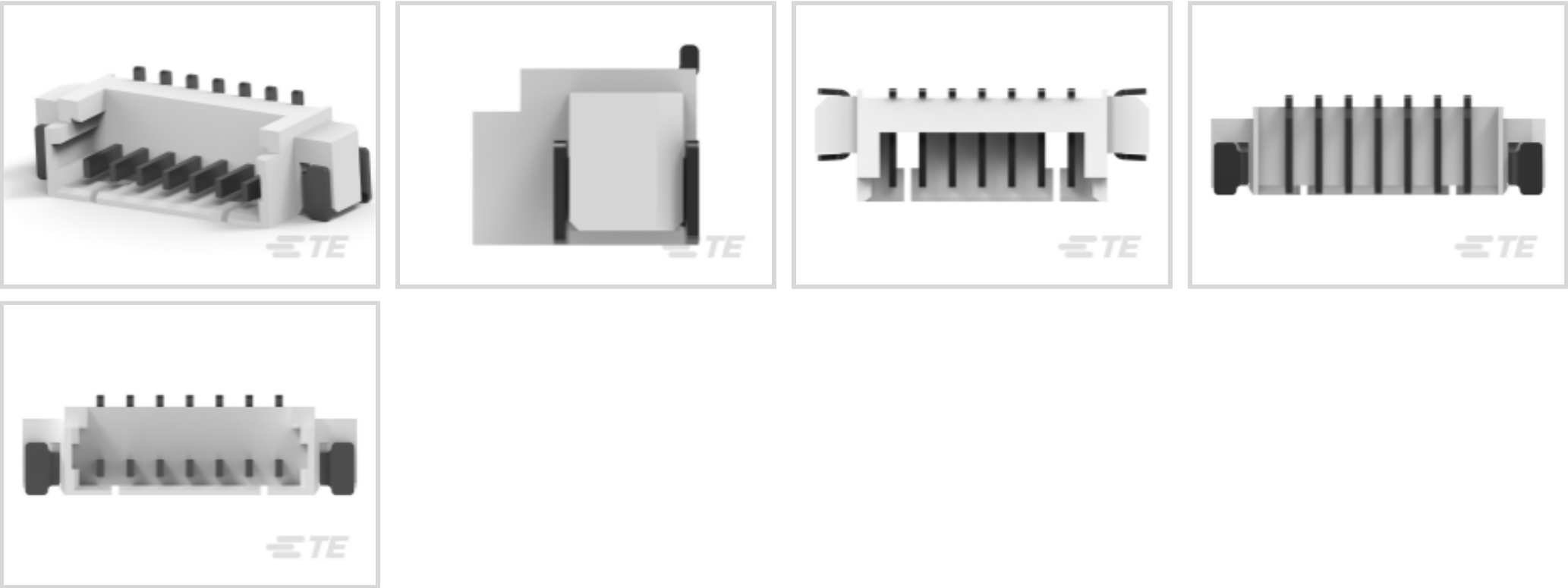




Connectors > PCB Connectors > PCB Headers & Receptacles > AMP HPI 1.25 mm Headers



Connector System: **Wire-to-Board**

Number of Positions: **7**

Number of Rows: **1**

Centerline (Pitch): **1.25 mm [.049 in]**

PCB Mount Orientation: **Vertical**

[All AMP HPI 1.25 mm Headers \(0\)](#)

Features

Product Type Features

Connector System	Wire-to-Board
Header Type	Partially Shrouded
Sealable	No
Connector & Contact Terminates To	Printed Circuit Board
PCB Connector Assembly Type	PCB Mount Header

Configuration Features

Connector Contact Load Condition	Fully Loaded
Number of Positions	7
Number of Rows	1
PCB Mount Orientation	Vertical

Electrical Characteristics

Operating Voltage	125 VAC
-------------------	---------

Body Features

--	--



Primary Product Color	Natural
-----------------------	---------

Contact Features

PCB Contact Termination Area Plating Material Thickness	2.54 µm[100 µin]
Contact Layout	Inline
Mating Tab Width	.74 mm[.029 in]
Mating Tab Thickness	.3 mm[.012 in]
Contact Mating Area Plating Material Thickness	1.27 µm[50 µin]
PCB Contact Termination Area Plating Material Finish	Matte
Contact Mating Area Plating Material Finish	Matte
PCB Contact Termination Area Plating Material	Tin
Contact Base Material	Phosphor Bronze
Contact Mating Area Plating Material	Nickel
Contact Type	Pin
Contact Current Rating (Max)	3 A

Termination Features

Rectangular Termination Post & Tail Thickness	.3 mm[.012 in]
Terminations per Post (Max)	3
Rectangular Termination Post & Tail Width	.35 mm[.014 in]
Termination Method to Printed Circuit Board	Surface Mount

Mechanical Attachment

Mating Alignment Type	Polarization
Mating Retention	Without
PCB Mount Retention Type	Solder Peg
Connector Mounting Type	Board Mount
Mating Alignment	With
PCB Mount Alignment	Without
PCB Mount Retention	With

Housing Features

Housing Material	High Temperature Thermoplastic
Centerline (Pitch)	1.25 mm[.049 in]

Dimensions

Connector Length	14.04 mm[.553 in]
------------------	-------------------



Connector Height	4.75 mm[.187 in]
Connector Width	4.25 mm[.167 in]

Usage Conditions

Operating Temperature Range	-25 - 85 °C[-13 - 185 °F]
-----------------------------	---------------------------

Operation/Application

Circuit Application	Signal
---------------------	--------

Industry Standards

UL Flammability Rating	UL 94V-0
------------------------	----------

Packaging Features

Packaging Quantity	1000
Packaging Method	Reel

Product Compliance

For compliance documentation, visit the product page on TE.com>

EU RoHS Directive 2011/65/EU	Compliant
EU ELV Directive 2000/53/EC	Compliant
China RoHS 2 Directive MIIT Order No 32, 2016	No Restricted Materials Above Threshold
EU REACH Regulation (EC) No. 1907/2006	Current ECHA Candidate List: JAN 2024 (240) Candidate List Declared Against: JAN 2024 (240) Does not contain REACH SVHC
Halogen Content	Not Low Halogen - contains Br or Cl > 900 ppm.
Solder Process Capability	Reflow solder capable to 260°C

Product Compliance Disclaimer

This information is provided based on reasonable inquiry of our suppliers and represents our current actual knowledge based on the information they provided. This information is subject to change. The part numbers that TE has identified as EU RoHS compliant have a maximum concentration of 0.1% by weight in homogenous materials for lead, hexavalent chromium, mercury, PBB, PBDE, DBP, BBP, DEHP, DIBP, and 0.01% for cadmium, or qualify for an exemption to these limits as defined in the Annexes of Directive 2011/65/EU (RoHS2). Finished electrical and electronic equipment products will be CE marked as required by Directive 2011/65/EU. Components may not be CE marked. Additionally, the part numbers that TE has identified as EU ELV compliant have a maximum concentration of 0.1% by weight in homogenous materials for lead, hexavalent chromium, and mercury, and 0.01% for cadmium, or qualify for an exemption to these limits as defined in the Annexes of Directive 2000/53/EC (ELV). Regarding the REACH Regulation, the information TE provides on SVHC in articles for this part number is based on the latest European Chemicals Agency (ECHA) 'Guidance on requirements for substances in articles' posted at this URL: <https://echa.europa.eu/guidance-documents/guidance-on-reach>



Compatible Parts



TE Part # 1734193-1
WTB Socket, Terminal 80u" Tin




TE Part # 440147-2
1.0 WTB Terminal 30u" Au




TE Part # 440146-7
1.25mm WTB Socket, Housing, 7p


Customers Also Bought




TE Part # 641975-1
15P UMNL PIN HDR ASSY POL NATL




TE Part # 644753-2
02P MTA156 HDR ASSY RN STR F/L




TE Part # 1734261-7
1.25 WTB, HDR, SMT, RA, 7P




TE Part # 61238-1
SPADE CRIMP 24-20 AWG TPBR




TE Part # 1-644753-7
17P MTA156 HDR ASSY RN STR F/L




TE Part # 2-1546685-3
6DBL-02-1391=6DBL ASSEMBLY



TE Part # 641922-6
08P MTA156 HDR ASSY W/0#4,6



TE Part # 643464-1
07C MTA156 HDR F/L STR SQ SPL



TE Part # 644999-1
15P MTA156 HD ASY FL RN SN WO4

Documents

Product Drawings
1.25 WTB HDR SMT, 7 POS

English

CAD Files
3D PDF
3D



Customer View Model

[ENG_CVM_CVM_1734260-7_O.2d_dxf.zip](#)

English

Customer View Model

[ENG_CVM_CVM_1734260-7_O.3d_igs.zip](#)

English

Customer View Model

[ENG_CVM_CVM_1734260-7_O.3d_stp.zip](#)

English

By downloading the CAD file I accept and agree to the [Terms and Conditions](#) of use.

Datasheets & Catalog Pages

[HPI Connectors QRG](#)

English

Product Specifications

[Application Specification](#)

English