5435640-2 ! PENDING OBSOLESCENCE

Alcoswitch | Alcoswitch 7100

TE Internal #: 5435640-2

TE Internal Description: DIP SW 4POSN AU

View on TE.com >

Switches > DIP & SIP Switches






Switch Contact Plating Material: **Gold**

Case Color: **Blue**

Case Material: **Polyester GF**

Sealed Device: **No**

Number of Switches: **4**

Features

Product Type Features

Sealed Device	No
DIP & SIP Switch Type	DIP
Actuator Style	Rocker (Top Actuated)

Configuration Features

Number of Positions	4
Number of Switches	4
Configuration (Pole-Throw)	Single Pole - Single Throw

Electrical Characteristics

Contact Current Rating	1 A
Operating Voltage	40 VDC

Body Features

Product Orientation	Vertical
Case Color	Blue
Case Material	Polyester GF

Contact Features

	30 µin
PCB Contact Termination Area Plating Material	Tin
Switch Contact Plating Material	Gold
Contact Base Material	Copper Alloy

Termination Features

Termination Post & Tail Length	3.56 mm[.14 in]
Termination Method to Printed Circuit Board	Through Hole - Solder

Housing Features

Centerline (Pitch)	2.54 mm[.1 in]

Dimensions

Product Length	12.19 mm[.48 in]
Product Height	8.64 mm[.34 in]

Usage Conditions

Operating Temperature Range	-25 - 70 °C

Industry Standards

UL Flammability Rating	UL 94V-0

Packaging Features

Packaging Quantity	50
Packaging Method	Box & Carton

Product Compliance

For compliance documentation, visit the product page on TE.com>

EU RoHS Directive 2011/65/EU	Compliant
EU ELV Directive 2000/53/EC	Compliant
China RoHS 2 Directive MIIT Order No 32, 2016	No Restricted Materials Above Threshold
EU REACH Regulation (EC) No. 1907/2006	Current ECHA Candidate List: JAN 2024 (240) Candidate List Declared Against: JUNE 2023 (235) Does not contain REACH SVHC
Halogen Content	Not Low Halogen - contains Br or Cl > 900 ppm.
Solder Process Capability	Wave solder capable to 265°C

Product Compliance Disclaimer

This information is provided based on reasonable inquiry of our suppliers and represents our current actual knowledge based on the information they provided. This information is subject to change. The part numbers that TE has identified as EU RoHS compliant have a maximum concentration of 0.1% by weight in homogenous materials for lead, hexavalent chromium, mercury, PBB, PBDE, DBP, BBP, DEHP, DIBP, and 0.01% for cadmium, or qualify for an exemption to these limits as defined in the Annexes of Directive 2011/65/EU (RoHS2). Finished electrical and electronic equipment products will be CE marked as required by Directive 2011/65/EU. Components may not be CE marked. Additionally, the part numbers that TE has identified as EU ELV compliant have a maximum concentration of 0.1% by weight in homogenous materials for lead, hexavalent chromium, and mercury, and 0.01% for cadmium, or qualify for an exemption to these limits as defined in the Annexes of Directive 2000/53/EC (ELV). Regarding the REACH Regulation, the information TE provides on SVHC in articles for this part number is based on the latest European Chemicals Agency (ECHA) 'Guidance on requirements for substances in articles' posted at this URL: https://echa.europa.eu/guidance-documents/guidance-on-reach

Compatible Parts



TE Part # 2-5435668-5
DIP SW 6 POSN W/TAPE AU



TE Part # 435668-7
LO PROFILE DIP SW 8P AU



TE Part # 2-5435668-8
DIP SW 8 POSN W/TAPE AU



TE Part # 3-5435668-4
DIP SW 4 POSN W/TAPE AU

Also in the Series

Customers Also Bought

TE Part # 770987-1
MINI UMNL PIN 22-18AWG SN LP

TE Part # 1-480318-4
02P CMNL PLUG HSG F/H YELL

TE Part # 1-480319-4
02P CMNL CAP HSG F/H YELL

TE Part # 5148412-5
ASSY,PIN,R.A.,TYPE M,EUROCARD,L-FREE,60+



TE Part # 7-2176092-0
RP 2A 0.25W 4K02 0.1% 25PPM 1K RL

TE Part # 6-2176088-8
RP 1J 0.166W 4K53 0.1% 25PPM 1K RL

TE Part # 1986712-5
SCREWLESS, SW,5P,5.08 PCB



TE Part # 7-2176304-7
RP 1E 0.1W 61R9 0.1% 25PPM 5K RL

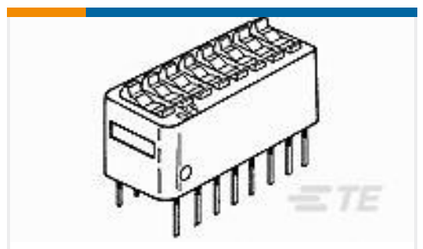

TE Part # 5435640-5
DIP SW 8POSN AU

Documents

Product Drawings

DIP SW 4POSN AU

English

CAD Files

3D PDF

English

Customer View Model

ENG_CVM_5435640-2_A1.3d_igs.zip

English

Customer View Model

ENG_CVM_5435640-2_A1.3d_stp.zip

English

Customer View Model

ENG_CVM_5435640-2_A1.2d_dxf.zip

English

3D PDF

3D

Customer View Model

ENG_CVM_CVM_5435640-2_C.2d_dxf.zip

English

Customer View Model

ENG_CVM_CVM_5435640-2_C.3d_igs.zip

English

Customer View Model

ENG_CVM_CVM_5435640-2_C.3d_stp.zip

English

By downloading the CAD file I accept and agree to the Terms and Conditionsof use.

Product Specifications

Application Specification

English

Instruction Sheets

Instruction Sheet (U.S.)

English