




Passive Components > Resistors > Surface Mount Resistors



Resistor Type: **Power Resistor**
Element Type: **Thick Metal Film**
Power Rating: **4 W**
Resistance Value: **39K Ω**
Resistance Class: **1k Ω - 1M Ω**

Features

Product Type Features

Resistor Type	Power Resistor
Element Type	Thick Metal Film

Configuration Features

Number of Resistors	1
---------------------	---

Electrical Characteristics

Operating Voltage	250 V
Power Rating	4 W
Resistance Value	39K Ω
Resistance Class	1k Ω - 1M Ω
Passive Component Tolerance	1 %

Termination Features

Surface Mount Resistor Termination Type	Solder
Number of Terminations	2



Dimensions

Product Height	1.1 mm[.043 in]
Product Length	7.1 mm[.28 in]
Product Width	4.2 mm[.165 in]

Usage Conditions

Temperature Coefficient	± 100 ppm/ $^{\circ}\text{C}$
-------------------------	-----------------------------------

Packaging Features

Packaging Method	Taped & Reeled
------------------	----------------

Product Compliance

For compliance documentation, visit the product page on [TE.com](#)>

EU RoHS Directive 2011/65/EU	Compliant with Exemptions
EU ELV Directive 2000/53/EC	Compliant with Exemptions
China RoHS 2 Directive MIIT Order No 32, 2016	Restricted Materials Above Threshold
EU REACH Regulation (EC) No. 1907/2006	Current ECHA Candidate List: JAN 2024 (240) Candidate List Declared Against: JUNE 2023 (235) Does not contain REACH SVHC
Halogen Content	Low Halogen - Br, Cl, F, I < 900 ppm per homogenous material. Also BFR/CFR/PVC Free
Solder Process Capability	Reflow solder capable to 260 $^{\circ}\text{C}$

Product Compliance Disclaimer

This information is provided based on reasonable inquiry of our suppliers and represents our current actual knowledge based on the information they provided. This information is subject to change. The part numbers that TE has identified as EU RoHS compliant have a maximum concentration of 0.1% by weight in homogenous materials for lead, hexavalent chromium, mercury, PBB, PBDE, DBP, BBP, DEHP, DIBP, and 0.01% for cadmium, or qualify for an exemption to these limits as defined in the Annexes of Directive 2011/65/EU (RoHS2). Finished electrical and electronic equipment products will be CE marked as required by Directive 2011/65/EU. Components may not be CE marked. Additionally, the part numbers that TE has identified as EU ELV compliant have a maximum concentration of 0.1% by weight in homogenous materials for lead, hexavalent chromium, and mercury, and 0.01% for cadmium, or qualify for an exemption to these limits as defined in the Annexes of Directive 2000/53/EC (ELV). Regarding the REACH Regulation, the information TE provides on SVHC in articles for this part number is based on the latest European Chemicals Agency (ECHA) 'Guidance on requirements for substances in articles' posted at this URL: <https://echa.europa.eu/guidance-documents/guidance-on-reach>

Compatible Parts



TE Part # 3-2176400-1
3540 18R 1%

TE Part # 3-2176400-2
3540 20R 1%

TE Part # 8-2176400-0
3540 2K0 1%

TE Part # 8-2176400-3
3540 2K7 1%

TE Part # 4-2176400-1
3540 47R 1%

Also in the Series | CGS 3540

Surface Mount Resistors(254)

Customers Also Bought

TE Part # YDTS26W11-98SNV001
PLUG ASSY

TE Part # 749805-8
KIT,HDP-20,PLUG,SIZE 2, 15 POS

TE Part # 0697834002
NTFR-1/2-0-SP


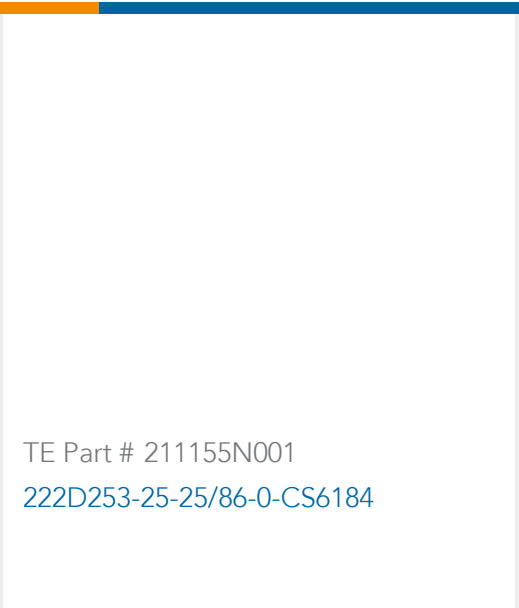
TE Part # 1617121-9
JMAC-26XM = M39016/9-062M

TE Part # YDTS26W15-15SNV001
PLUG ASSY

TE Part # YDTS26W15-97SNC001
PLUG ASSY

TE Part # YDTS26W19-32SNV001
PLUG ASSY

TE Part # EM6344-000
R85049/93-10



Documents

Product Drawings

[3540 39K 1%](#)

English

CAD Files

[3D PDF](#)

3D

Customer View Model

[ENG_CVM_CVM_1-2176401-2_A.2d_dxf.zip](#)

English

Customer View Model

[ENG_CVM_CVM_1-2176401-2_A.3d_igs.zip](#)

English

Customer View Model

[ENG_CVM_CVM_1-2176401-2_A.3d_stp.zip](#)

English

By downloading the CAD file I accept and agree to the [Terms and Conditions](#) of use.

Datasheets & Catalog Pages

[SMD HIGH POWER RESISTORS - TYPE 3540 SERIES](#)

English