



Terminals & Splices > Terminal Housings, Insulation Sleeves & Blocks > Crimp Terminal Housings



Terminal Type: **Receptacle**
Connector & Housing Type: **Receptacle**
Number of Positions: **1**
Terminal Orientation: **Straight**
Primary Product Color: **Black**

Features

Product Type Features

Sealable	No
Connector & Contact Terminates To	Wire & Cable
Connector & Housing Type	Receptacle

Configuration Features

Number of Positions	1
---------------------	---

Body Features

Primary Product Color	Black
-----------------------	-------

Contact Features

Terminal Type	Receptacle
Terminal Orientation	Straight
Contact Mating Retention	With

Mechanical Attachment

Mating Alignment	With
------------------	------



Connector Mounting Type	Cable Mount (Free-Hanging)
Housing Features	
Housing Material	PBT
Dimensions	
Product Length	25 mm[.98 in]
Usage Conditions	
Operating Temperature Range	-40 - 105 °C[-40 - 221 °F]
Packaging Features	
Packaging Quantity	100

Product Compliance

For compliance documentation, visit the product page on TE.com>

EU RoHS Directive 2011/65/EU	Compliant
EU ELV Directive 2000/53/EC	Compliant
China RoHS 2 Directive MIIT Order No 32, 2016	No Restricted Materials Above Threshold
EU REACH Regulation (EC) No. 1907/2006	Current ECHA Candidate List: JAN 2024 (240) Candidate List Declared Against: JAN 2024 (240) Does not contain REACH SVHC
Halogen Content	Low Halogen - Br, Cl, F, I < 900 ppm per homogenous material. Also BFR/CFR/PVC Free
Solder Process Capability	Not applicable for solder process capability

Product Compliance Disclaimer

This information is provided based on reasonable inquiry of our suppliers and represents our current actual knowledge based on the information they provided. This information is subject to change. The part numbers that TE has identified as EU RoHS compliant have a maximum concentration of 0.1% by weight in homogenous materials for lead, hexavalent chromium, mercury, PBB, PBDE, DBP, BBP, DEHP, DIBP, and 0.01% for cadmium, or qualify for an exemption to these limits as defined in the Annexes of Directive 2011/65/EU (RoHS2). Finished electrical and electronic equipment products will be CE marked as required by Directive 2011/65/EU. Components may not be CE marked. Additionally, the part numbers that TE has identified as EU ELV compliant have a maximum concentration of 0.1% by weight in homogenous materials for lead, hexavalent chromium, and mercury, and 0.01% for cadmium, or qualify for an exemption to these limits as defined in the Annexes of Directive 2000/53/EC (ELV). Regarding the REACH Regulation, the information TE provides on SVHC in articles for this part number is based on the latest European Chemicals Agency (ECHA) 'Guidance on requirements for substances in articles' posted at this URL: <https://echa.europa.eu/guidance-documents/guidance-on-reach>

Compatible Parts



TE Part # 170258-2
FF 250 REC 14-12AWG TPBR
REREELING



TE Part # 170258-1
FF 250 REC 14-12AWG BR REREELING



TE Part # 175979-2
FF 187 PLUG HSG 8P NYLON BLACK



TE Part # 176987-2
FF 250 PLUG HSG 1P NYLON BLACK




TE Part # 1982857-1
FASTON HOUSING




TE Part # 1982859-1
FASTON HOUSING


Also in the Series | FASTIN-FASTON 250




Crimp Terminal Housings(211)



Insertion & Extraction Tools(2)



PCB Terminals(2)




Quick Disconnects(254)

Customers Also Bought




TE Part # 3-1355136-3
MQS1,5AUFNAHMGEH94P



TE Part # 6-917992-6
HYBRID MK-2 PLUG HSG ASSY 26P



TE Part # 1717106-2
0.64 III 12 POS PLUG ASSY



TE Part # 171630-5
E-J MK-2 070 REC CONT



TE Part # 1746816-1
0.64/2.3II SEALED CONNECTOR
126POS WIRE



TE Part # 172320-1
POSITIVE LOCK 250 (6.3 MM)
HOUSING



TE Part # 1827120-1
SQUIB LOCKING BUTTON



TE Part # 1674936-5
0.64 III RCPT NON SEALED TIN (S)



TE Part # 2069748-2
0.64II CONNECTOR 1ROW 4POS
PLUG HOUSING



TE Part # 829131P014
ES2000-NO.1-C1-0-65MM

Documents

Product Drawings

250 SERIES HORN CONNECTOR, PLUG HSG

English

CAD Files

3D PDF

3D

Customer View Model

ENG_CVM_CVM_173271-2_A.2d_dxf.zip

English

Customer View Model

ENG_CVM_CVM_173271-2_A.3d_igs.zip

English

Customer View Model

ENG_CVM_CVM_173271-2_A.3d_stp.zip

English

By downloading the CAD file I accept and agree to the [Terms and Conditions](#) of use.