




Connectors > Terminal Blocks & Strips > PCB Terminal Blocks



Terminal Block Connector Type: **Header**

Connector System: **Wire-to-Board**

Number of Positions: **3**

Centerline (Pitch): **10.16 mm [.4 in]**

Number of Rows: **1**

Features

Product Type Features

Wire Protection	With
Header Type	Fully Shrouded
Terminal Block Connector Type	Header
Connector System	Wire-to-Board
Connector & Contact Terminates To	Printed Circuit Board

Configuration Features

Stacked Levels	Without
Wire Entry Location	Side
Stacking Configuration	Side Stackable
Number of Positions	3
Number of Rows	1
Wire Entry Angle	90°

Electrical Characteristics

Operating Voltage	300 VAC
-------------------	---------



Body Features

Primary Product Color	Green
Product Orientation	Vertical

Contact Features

Contact Mating Area Plating Material	Tin
Contact Base Material	Brass
Contact Current Rating (Max)	65 A

Termination Features

Termination Post & Tail Length	4.5 mm[.177 in]
Termination Method to Printed Circuit Board	Through Hole - Solder

Mechanical Attachment

Screw Plating Material	Zinc
Screw Material	Steel
Thread Size	M4
Connector Mounting Type	Board Mount

Housing Features

Housing Material	PA 66
Centerline (Pitch)	10.16 mm[.4 in]

Dimensions

Wire Size	26 - 6 AWG
-----------	------------

Usage Conditions

Operating Temperature Range	-40 - 105 °C[-40 - 221 °F]
-----------------------------	----------------------------

Operation/Application

Circuit Application	Power & Signal
---------------------	----------------

Packaging Features

Packaging Quantity	175
Packaging Method	Package

Product Compliance

For compliance documentation, visit the product page on TE.com>

EU RoHS Directive 2011/65/EU	Compliant
------------------------------	-----------



EU ELV Directive 2000/53/EC	Compliant
China RoHS 2 Directive MIIT Order No 32, 2016	No Restricted Materials Above Threshold
EU REACH Regulation (EC) No. 1907/2006	Current ECHA Candidate List: JAN 2024 (240) Candidate List Declared Against: JUNE 2022 (224) Does not contain REACH SVHC
Halogen Content	Low Halogen - Br, Cl, F, I < 900 ppm per homogenous material. Also BFR/CFR/PVC Free
Solder Process Capability	Wave solder capable to 260°C

Product Compliance Disclaimer

This information is provided based on reasonable inquiry of our suppliers and represents our current actual knowledge based on the information they provided. This information is subject to change. The part numbers that TE has identified as EU RoHS compliant have a maximum concentration of 0.1% by weight in homogenous materials for lead, hexavalent chromium, mercury, PBB, PBDE, DBP, BBP, DEHP, DIBP, and 0.01% for cadmium, or qualify for an exemption to these limits as defined in the Annexes of Directive 2011/65/EU (RoHS2). Finished electrical and electronic equipment products will be CE marked as required by Directive 2011/65/EU. Components may not be CE marked. Additionally, the part numbers that TE has identified as EU ELV compliant have a maximum concentration of 0.1% by weight in homogenous materials for lead, hexavalent chromium, and mercury, and 0.01% for cadmium, or qualify for an exemption to these limits as defined in the Annexes of Directive 2000/53/EC (ELV). Regarding the REACH Regulation, the information TE provides on SVHC in articles for this part number is based on the latest European Chemicals Agency (ECHA) 'Guidance on requirements for substances in articles' posted at this URL: <https://echa.europa.eu/guidance-documents/guidance-on-reach>

Compatible Parts

TE Part # 1-1986660-3
3 Posn Power Connector, Black, 10.16 mm

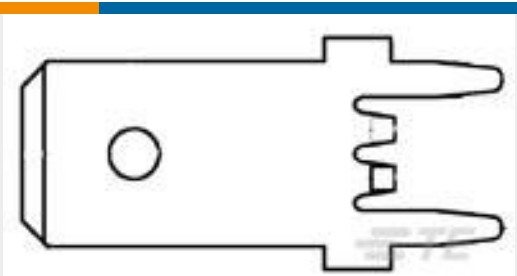
Customers Also Bought

TE Part # 8-215079-6
MICRO-MATCH FOB.16P

TE Part # 2-1734592-4
FPC CONN. 0.5MM PITCH B/C, 24P

TE Part # 1375967-4
PC104 PLUS NONSTK NO STNDOFF


TE Part # 1676354-2
RN 0805 4K02 0.1% 10PPM 1KRL



TE Part # 1217169-1
250 FASTON,PCB TAB,TCBR



TE Part # 1-2176091-8
RP 2A 0.25W 86R6 0.1% 25PPM 1K RL



TE Part # 534237-8
10 MODII VRT SR CE 100/115



TE Part # 8-34142-1
PG R 22-16 COMM 22-18 MIL 6



TE Part # 2-1474654-9
FSN-21A-15

Documents

Product Drawings

3 Posn Power Connector, Green, 10.16mm

English

CAD Files

3D PDF

3D

Customer View Model

ENG_CVM_CVM_1986660-3_A.2d_dxf.zip

English

Customer View Model

ENG_CVM_CVM_1986660-3_A.3d_igs.zip

English

Customer View Model

ENG_CVM_CVM_1986660-3_A.3d_stp.zip

English

By downloading the CAD file I accept and agree to the [Terms and Conditions](#) of use.

Datasheets & Catalog Pages

BUCHANAN TERMINAL BLOCKS CATALOG - EUROSTYLE TERMINAL BLOCKS

English