



MTA 100


TE Internal #: 1-644042-2

Standard Rectangular Connectors, Connector Assembly,
Receptacle, Mating Alignment, Polarization Mating Alignment
Type, Mating Retention, MTA 100

[View on TE.com >](#)

Connectors > Rectangular Connectors > Standard Rectangular Connectors >

Nylon Gold Plated Receptacle: 2.54 mm, with Mating Alignment, MTA 100



Connector Product Type: **Connector Assembly**

Connector & Housing Type: **Receptacle**

Mating Alignment: **With**

Mating Alignment Type: **Polarization**

Mating Retention: **With**

[All Nylon Gold Plated Receptacle: 2.54 mm, with Mating Alignment, MTA 100 \(74\)](#)

Features

Product Type Features

Compatible With Discrete Wire Type	Stranded
Connector Product Type	Connector Assembly
Connector & Housing Type	Receptacle
Connector System	Wire-to-Board
Insertion Force Type	Normal
Sealable	No
Connector & Contact Terminates To	Wire & Cable

Configuration Features

Number of Cavities	12
Contacts Preloaded	Yes
Number of Positions	12
Number of Rows	1



Electrical Characteristics

Operating Voltage	250 VAC
-------------------	---------

Contact Features

Contact Type	Receptacle
Wire Contact Termination Area Plating Material	Tin
Contact Underplating Material	Nickel
Contact Mating Area Plating Material	Gold, Gold Flash over Palladium Nickel
Contact Retention Within Housing	With
Contact Current Rating (Max)	5 A

Termination Features

Termination Method to Wire & Cable	Insulation Displacement (IDC)
------------------------------------	-------------------------------

Mechanical Attachment

Contact Retention Type Within Housing	Locking Lance
Mating Alignment	With
Mating Alignment Type	Polarization
Mating Retention	With
Mating Retention Type	Locking Ramp
Connector Mounting Type	Cable Mount (Free-Hanging)

Housing Features

Housing Material	Nylon 6/6
Housing Color	Red
Centerline (Pitch)	2.54 mm[.1 in]

Dimensions

Connector Height	6.99 mm[.275 in]
Product Width	13.21 mm[.52 in]
Product Length	30.48 mm[1.2 in]
Wire Size	.3 - .4 mm ²

Usage Conditions

Operating Temperature Range	-55 - 105 °C[-67 - 221 °F]
-----------------------------	----------------------------

Operation/Application

Shielded	No
Circuit Application	Signal



Industry Standards

CSA Rating	LR 7189
UL Rating	Recognized
Compatible With Agency/Standards Products	CSA, UL
Compatible With Approved Standards Products	UL E28476
UL Flammability Rating	UL 94V-2

Packaging Features

Packaging Quantity	500
Packaging Method	Bag/Box

Product Compliance

For compliance documentation, visit the product page on TE.com>











EU RoHS Directive 2011/65/EU	Compliant
EU ELV Directive 2000/53/EC	Compliant
China RoHS 2 Directive MIIT Order No 32, 2016	No Restricted Materials Above Threshold
EU REACH Regulation (EC) No. 1907/2006	Current ECHA Candidate List: JAN 2024 (240) Candidate List Declared Against: JAN 2024 (240) Does not contain REACH SVHC
Halogen Content	BFR/CFR/PVC Free, but Br/Cl >900 ppm in other sources.
Solder Process Capability	Not applicable for solder process capability

Product Compliance Disclaimer








This information is provided based on reasonable inquiry of our suppliers and represents our current actual knowledge based on the information they provided. This information is subject to change. The part numbers that TE has identified as EU RoHS compliant have a maximum concentration of 0.1% by weight in homogenous materials for lead, hexavalent chromium, mercury, PBB, PBDE, DBP, BBP, DEHP, DIBP, and 0.01% for cadmium, or qualify for an exemption to these limits as defined in the Annexes of Directive 2011/65/EU (RoHS2). Finished electrical and electronic equipment products will be CE marked as required by Directive 2011/65/EU. Components may not be CE marked. Additionally, the part numbers that TE has identified as EU ELV compliant have a maximum concentration of 0.1% by weight in homogenous materials for lead, hexavalent chromium, and mercury, and 0.01% for cadmium, or qualify for an exemption to these limits as defined in the Annexes of Directive 2000/53/EC (ELV). Regarding the REACH Regulation, the information TE provides on SVHC in articles for this part number is based on the latest European Chemicals Agency (ECHA) 'Guidance on requirements for substances in articles' posted at this URL: <https://echa.europa.eu/guidance-documents/guidance-on-reach>

Compatible Parts



 <p>TE Part # CAT-104MTA-PVUNH PCB Header: Polyester, Vertical, Unshrouded, No Mating Alignment</p>	 <p>TE Part # CAT-104MTA-PLSCC Polyester PCB Connector Covers: 2.54 mm, MTA 100</p>	 <p>TE Part # CAT-104MTA-NYLCC Nylon PCB Connector Covers: 2.54 mm, MTA 100</p>	 <p>TE Part # 58074-1 MTA 50/100/156 MANUAL TOOL FRAME</p>
 <p>TE Part # 58579-1 MTA 100 MANUAL TOOL ASSEMBLY DISCRETE</p>	 <p>TE Part # 4-641213-2 12P MTA100 HDR ASSY PO/ST LF</p>	 <p>TE Part # 4-641216-2 12P MTA100 HDR ASSY FL/RA LF</p>	 <p>TE Part # 1-647116-2 12P MTA100 HDR HT FL STR 30AU</p>
 <p>TE Part # 58246-3 MTA 100 CRIMP HEAD PRODUCTION RBBN CABLE</p>	 <p>TE Part # 58246-2 MTA 100 CRIMP HEAD PRODUCTION DISCRETE</p>		

Also in the Series | MTA 100

 <p>Connector Caps & Covers(69)</p>	 <p>Connector Contacts(8)</p>	 <p>Connector Hardware(1)</p>	 <p>Insertion & Extraction Tools(2)</p>
 <p>PCB Headers & Receptacles(440)</p>	 <p>Standard Rectangular Connectors(495)</p>	 <p>Wire-to-Board Connector Assemblies & Housings(1)</p>	

Customers Also Bought





TE Part # 3-644042-8
Nylon Gold Plated Receptacle: 2.54 mm, with Mating Alignment, MTA 100



TE Part # 1-104482-1
26 SHORT PT RCPT HSG DR .100CL



TE Part # 524233-E
SRCA 6,20 5 M * SMD 137 E-HD 205 * ** J



TE Part # 2-747580-1
SHLDING FERRULE,PLTD TIN,BULK



TE Part # 3-644460-4
04P MTA156 CONN ASSY 18AWG ORA



TE Part # 3-644460-9
09P MTA156 CONN ASSY 18AWG ORA



TE Part # 2327362-3
CAGE ASSY, QSFP-DD 1X1, STANDARD



TE Part # 524198-E
SRCBUG A 6,20 * 5 CSI 206 E-HD ADVCOR TR

Documents

Product Drawings

12P MTA100 CONN ASSY 30AU

English

CAD Files

3D PDF

3D

Customer View Model

ENG_CVM_CVM_1-644042-2_J.2d_dxf.zip

English

Customer View Model

ENG_CVM_CVM_1-644042-2_J.3d_igs.zip

English

Customer View Model

ENG_CVM_CVM_1-644042-2_J.3d_stp.zip

English

By downloading the CAD file I accept and agree to the [Terms and Conditions](#) of use.

Product Specifications

Product Specification

English

Agency Approvals

Agency Approval Document

English