




TE Internal #: 4-1775855-2

Combo Jacks, 2 x 1, Single Port, RJ45 over Single USB, Standard Profile, Combo Jacks, Standard Connector Contact Density, Jack, Shielded

[View on TE.com >](#)

Connectors > Modular Jacks & Plugs > Combo Jacks



Port Matrix Configuration: 2 x 1

Port Configuration: Single Port

Modular Jack & Plug Interface Type: RJ45 over Single USB

Connector Profile: Standard

Modular Jacks & Plugs Products: Combo Jacks

Features

Product Type Features

Connectors & Connector Components Type	Connector
Connector & Contact Terminates To	Printed Circuit Board
Modular Jack & Plug Interface Type	RJ45 over Single USB
Modular Jacks & Plugs Products	Combo Jacks
Modular Connector Style	Jack
Grounding Options	PCB Ground
Connector System	Cable-to-Board

Configuration Features

Number of Ports	1
PCB Mount Orientation	Right Angle
Port Matrix Configuration	2 x 1
Port Configuration	Single Port
Connector Contact Density	Standard
Number of Positions	4, 8
Number of Loaded Positions	4, 8



Body Features

Shell Plating Material	Nickel
Connector Profile	Standard
Modular Jack Latch Orientation	Inverted - Latch Up
Shield Material	Brass
Shield Plating Material	Nickel

Contact Features

Contact Underplating Material	Nickel
Contact Base Material	Phosphor Bronze
Contact Current Rating (Max)	1 A, 1.5 A
PCB Contact Termination Area Plating Material	Gold Flash

Termination Features

Termination Method to Printed Circuit Board	Through Hole - Solder
---	-----------------------

Mechanical Attachment

Connector Mounting Type	Board Mount
-------------------------	-------------

Housing Features

Housing Color	Black
Housing Material	PBT GF30
Centerline (Pitch)	1.02 mm, 2 mm, 2.5 mm[.04 in][.07 in][.09 in]

Dimensions

PCB Thickness (Recommended)	1.6 mm[.063 in]
-----------------------------	-----------------

Usage Conditions

Operating Temperature Range	-55 - 85 °C, -40 - 85 °C[-67 - 185 °F][-40 - 185 °F]
-----------------------------	--

Operation/Application

Indicator Type	LED
Circuit Application	Signal
Shielded	Yes

Industry Standards

UL Flammability Rating	UL 94V-0
Performance Category	Cat 3



Packaging Features

Packaging Quantity	50
Packaging Method	Box & Tray, Tray

Product Compliance

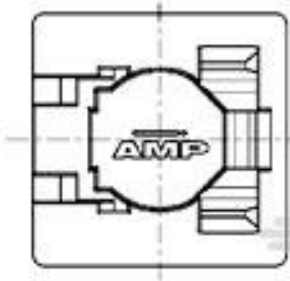
For compliance documentation, visit the product page on TE.com>

EU RoHS Directive 2011/65/EU	Compliant
EU ELV Directive 2000/53/EC	Compliant
China RoHS 2 Directive MIIT Order No 32, 2016	No Restricted Materials Above Threshold
EU REACH Regulation (EC) No. 1907/2006	Current ECHA Candidate List: JAN 2024 (240) Candidate List Declared Against: JAN 2024 (240) Does not contain REACH SVHC
Halogen Content	Not Low Halogen - contains Br or Cl > 900 ppm.
Solder Process Capability	Wave solder capable to 265°C

Product Compliance Disclaimer

This information is provided based on reasonable inquiry of our suppliers and represents our current actual knowledge based on the information they provided. This information is subject to change. The part numbers that TE has identified as EU RoHS compliant have a maximum concentration of 0.1% by weight in homogenous materials for lead, hexavalent chromium, mercury, PBB, PBDE, DBP, BBP, DEHP, DIBP, and 0.01% for cadmium, or qualify for an exemption to these limits as defined in the Annexes of Directive 2011/65/EU (RoHS2). Finished electrical and electronic equipment products will be CE marked as required by Directive 2011/65/EU. Components may not be CE marked. Additionally, the part numbers that TE has identified as EU ELV compliant have a maximum concentration of 0.1% by weight in homogenous materials for lead, hexavalent chromium, and mercury, and 0.01% for cadmium, or qualify for an exemption to these limits as defined in the Annexes of Directive 2000/53/EC (ELV). Regarding the REACH Regulation, the information TE provides on SVHC in articles for this part number is based on the latest European Chemicals Agency (ECHA) 'Guidance on requirements for substances in articles' posted at this URL: <https://echa.europa.eu/guidance-documents/guidance-on-reach>


Compatible Parts




TE Part # 188729-1
8P.COVER/SOLD.STOP

Customers Also Bought







TE Part # 1-1462037-1
IM02JR=IM RELAY 140mW 4.5V




TE Part # 2-2176231-2
3522 75R 1% 3W




TE Part # 747844-6
09 MSFL RCPT RA 318 (SL,FM,BL)




TE Part # 747846-6
25 MSFL RCPT RA 318 (SL,FM,BL)




TE Part # T4041017041-000
M8.FMLE.PNLREAR.4POS.STR PCB




TE Part # TAD14747101-020
M12D4-MS-MS-FRNC TYPE B GREEN-2.0M



TE Part # 282857-8
TERMI-BLOK PCB MOUNT 90 8P.5



TE Part # 9463210001
TMS-SCE-1K-3/4-2.0-4



TE Part # 1-640383-4
14P MTA156 HDR ASSY STR SQ SN

Documents

- CAD Files

Customer View Model

ENG_CVM_CVM_4-1775855-2_D.2d_dxf.zip

English
- 3D PDF

3D

Customer View Model

ENG_CVM_CVM_4-1775855-2_D.3d_igs.zip

English
- Customer View Model

ENG_CVM_CVM_4-1775855-2_D.3d_stp.zip

English

By downloading the CAD file I accept and agree to the [Terms and Conditions](#) of use.

- Product Specifications

Product Specification

English