




Connectors > Terminal Blocks & Strips > Barrier Strips



Barrier Strip Style: **Tri-Barrier**
Bottom Termination Type: **Solderless Wire Wrap**
Connector System: **Wire-to-Board**
Number of Positions: **6**
Centerline (Pitch): **9.53 mm [.375 in]**

Features

Product Type Features

Block Style	Flat Bottom with standoffs
Connector System	Wire-to-Board
Connector & Contact Terminates To	Wire & Cable

Configuration Features

Number of Levels	1
Number of Positions	6
Number of Rows	1

Electrical Characteristics

Operating Voltage	300 V
-------------------	-------

Body Features

Primary Product Color	Black
Product Orientation	Vertical
Barrier Strip Style	Tri-Barrier

Contact Features

--	--



PCB Contact Termination Area Plating Material	Tin
Contact Base Material	Copper Alloy
Contact Current Rating (Max)	25 A

Termination Features

Bottom Termination Type	Solderless Wire Wrap
-------------------------	----------------------

Mechanical Attachment

Screw Head Type	Combo Phil-Slot
Screw Plating Material	Zinc Chromate
Screw Material	Steel
Top Termination Type	Wire Clamp Combo Head
Mounting Options	None
Thread Size	6-32
Connector Mounting Type	Cable Mount (Free-Hanging)

Housing Features

Housing Material	Thermoplastic
Centerline (Pitch)	9.53 mm[.375 in]

Dimensions

Product Length	58.7 mm[2.311 in]
Wire Size	.326 - 3.31 mm²

Operation/Application

Circuit Application	Power
---------------------	-------

Industry Standards

UL Flammability Rating	UL 94V-0
------------------------	----------

Packaging Features

Packaging Quantity	90
Packaging Method	Package

Product Compliance

For compliance documentation, visit the product page on TE.com>

EU RoHS Directive 2011/65/EU	Compliant
EU ELV Directive 2000/53/EC	Compliant
China RoHS 2 Directive MIIT Order No 32, 2016	No Restricted Materials Above Threshold



EU REACH Regulation (EC) No. 1907/2006	Current ECHA Candidate List: JAN 2024 (240) Candidate List Declared Against: JAN 2024 (240) Does not contain REACH SVHC
Halogen Content	Low Halogen - Br, Cl, F, I < 900 ppm per homogenous material. Also BFR/CFR/PVC Free
Solder Process Capability	Wave solder capable to 265°C

Product Compliance Disclaimer

This information is provided based on reasonable inquiry of our suppliers and represents our current actual knowledge based on the information they provided. This information is subject to change. The part numbers that TE has identified as EU RoHS compliant have a maximum concentration of 0.1% by weight in homogenous materials for lead, hexavalent chromium, mercury, PBB, PBDE, DBP, BBP, DEHP, DIBP, and 0.01% for cadmium, or qualify for an exemption to these limits as defined in the Annexes of Directive 2011/65/EU (RoHS2). Finished electrical and electronic equipment products will be CE marked as required by Directive 2011/65/EU. Components may not be CE marked. Additionally, the part numbers that TE has identified as EU ELV compliant have a maximum concentration of 0.1% by weight in homogenous materials for lead, hexavalent chromium, and mercury, and 0.01% for cadmium, or qualify for an exemption to these limits as defined in the Annexes of Directive 2000/53/EC (ELV). Regarding the REACH Regulation, the information TE provides on SVHC in articles for this part number is based on the latest European Chemicals Agency (ECHA) 'Guidance on requirements for substances in articles' posted at this URL: <https://echa.europa.eu/guidance-documents/guidance-on-reach>

Also in the Series | Buchanan 6 Series

Barrier Strips(258)

Customers Also Bought


TE Part # 8-215083-4
MICRO-MATCH MOW.14P

TE Part # 640456-4
04P MTA100 HDR ASSY F/L SQ STR

TE Part # 280637
4POS DBL PIN HSG

TE Part # 280591
AMPMODU MODU I REC HOUSING

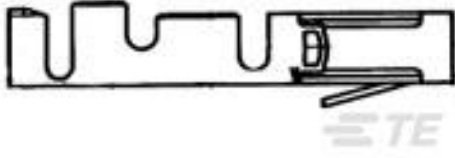




TE Part # 1-796949-3
13POS TERM-BLOK PCB MOUNT



TE Part # 7-1437653-0
6PCV-14-1205=6PCV ASSEMBLY



TE Part # 182206-2
MOD 2 TERMINAL



TE Part # 7-6437630-4
AWTF1504 = POWER TOGGLE



TE Part # 294031-E
DRCB 0,80 68 F SMD F8 137 E009 094
GU-H

TE Part # 1617053-7
SF5A5201J01 = SF5A RELAY

Documents

Product Drawings
6WWV-06-008=6 SERIES

English

CAD Files
3D PDF

3D

Customer View Model
ENG_CVM_CVM_5-1437655-6_L.2d_dxf.zip
English

Customer View Model
ENG_CVM_CVM_5-1437655-6_L.3d_igs.zip
English

Customer View Model
ENG_CVM_CVM_5-1437655-6_L.3d_stp.zip
English

By downloading the CAD file I accept and agree to the Terms and Conditions of use.

Datasheets & Catalog Pages
1-1773458-2_BARRIER_STRIPS_QUICK_REFERENCE_GUIDE
English