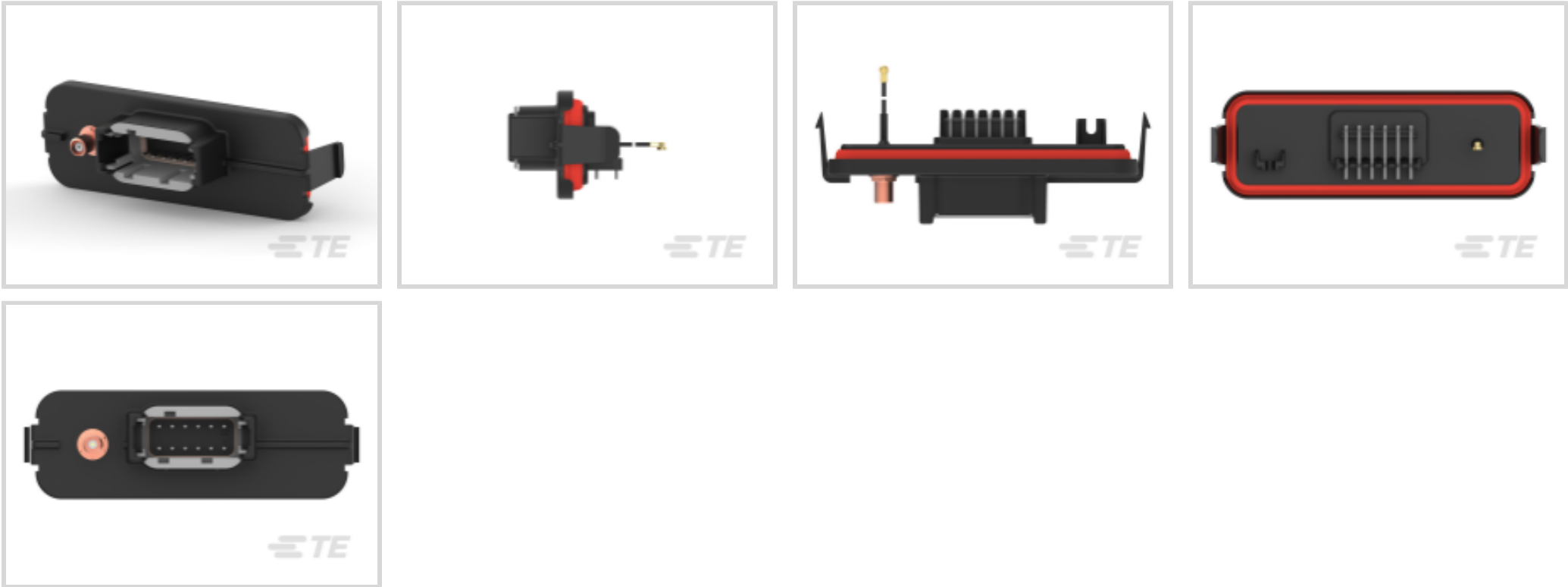




Connectors > PCB Connectors > PCB Headers & Receptacles > DEUTSCH DTM Headers



Connector System: **Wire-to-Board**

Number of Positions: **12**

Centerline (Pitch): **4.19 mm [.165 in]**

Sealable: **Yes**

PCB Mount Orientation: **Right Angle**

[All DEUTSCH DTM Headers \(37\)](#)

Features

Product Type Features

Mixed & Hybrid Header	No
Connector Shape	Rectangular
PCB Connector Assembly Type	PCB Mount Header
Header Type	Fully Shrouded
Connector System	Wire-to-Board
Sealable	Yes
Connector & Contact Terminates To	Wire & Cable

Configuration Features

Number of Sections	1
Number of Signal Positions	12
Number of Positions	12
PCB Mount Orientation	Right Angle
Number of Rows	2



Electrical Characteristics

Voltage Rating (Max)	250 VAC
Nominal Voltage Architecture	12 V, 24 V
Operating Voltage	250 VAC

Body Features

Primary Product Color	Black
Connector & Keying Code	A

Contact Features

Contact Size	Size 20
Contact Type	Pin
Mating Pin Diameter	1.02 mm[.04 in]
Contact Mating Area Plating Material	Nickel
Contact Current Rating (Max)	7.5 A

Termination Features

Termination Method to Printed Circuit Board	Through Hole - Solder
---	-----------------------

Mechanical Attachment

Mounting Holes	With
Mating Retention	With
Mating Alignment	With
PCB Mount Alignment	Without
Panel Mount Feature	Without
PCB Mount Retention	With
PCB Mount Retention Type	Mounting Screw
Mating Retention Type	Locking Interface
Connector Mounting Type	Board Mount

Housing Features

Centerline (Pitch)	4.19 mm[.165 in]
--------------------	------------------

Dimensions

Connector Length	36.91 mm[1.453 in]
Connector Width	101 mm[3.976 in]
PCB Thickness (Recommended)	.78 - 2.36 mm[.031 - .093 in]
Profile Height from PCB	25.71 mm[1.012 in]



Usage Conditions

Operating Temperature (Max)	125 °C[257 °F]
Operating Temperature Range	-55 - 125 °C[-67 - 257 °F]

Operation/Application

Shielded	No
Circuit Application	Signal

Industry Standards

Degree of Protection	Not Tested
UL Rating	Recognized
UL Flammability Rating	UL 94V-0

Packaging Features

Packaging Quantity	63
Packaging Method	Box

Other

Interface Number	DTM04-12P
------------------	-----------

Product Compliance

For compliance documentation, visit the product page on TE.com>

EU RoHS Directive 2011/65/EU	Compliant with Exemptions
EU ELV Directive 2000/53/EC	Compliant with Exemptions
China RoHS 2 Directive MIIT Order No 32, 2016	Restricted Materials Above Threshold
EU REACH Regulation (EC) No. 1907/2006	Current ECHA Candidate List: JAN 2024 (240) Candidate List Declared Against: JAN 2023 (233) SVHC > Threshold: Pb (1.5% in Component part) <b>Article Safe Usage Statements:</b> Do not eat, drink or smoke when using this product. Wash thoroughly after handling. Recycle if possible and dispose of the article by following all applicable governmental regulations relevant to your geographic location.
Halogen Content	Not Low Halogen - contains Br or Cl > 900 ppm.
Solder Process Capability	Not reviewed for solder process capability

Product Compliance Disclaimer

This information is provided based on reasonable inquiry of our suppliers and represents our current actual knowledge based on the information they provided. This information is subject to change. The part numbers that TE has identified as



EU RoHS compliant have a maximum concentration of 0.1% by weight in homogenous materials for lead, hexavalent chromium, mercury, PBB, PBDE, DBP, BBP, DEHP, DIBP, and 0.01% for cadmium, or qualify for an exemption to these limits as defined in the Annexes of Directive 2011/65/EU (RoHS2). Finished electrical and electronic equipment products will be CE marked as required by Directive 2011/65/EU. Components may not be CE marked. Additionally, the part numbers that TE has identified as EU ELV compliant have a maximum concentration of 0.1% by weight in homogenous materials for lead, hexavalent chromium, and mercury, and 0.01% for cadmium, or qualify for an exemption to these limits as defined in the Annexes of Directive 2000/53/EC (ELV). Regarding the REACH Regulation, the information TE provides on SVHC in articles for this part number is based on the latest European Chemicals Agency (ECHA) 'Guidance on requirements for substances in articles' posted at this URL: <https://echa.europa.eu/guidance-documents/guidance-on-reach>

Compatible Parts

TE Part # CAT-D485-CH8172  
DEUTSCH DTM Housings

TE Part # CAT-D485-EN17  
DEUTSCH PCB Enclosures

Also in the Series | DEUTSCH DTM

Automotive Connector Caps & Covers  
(7)

Automotive Connector Locks &  
Position Assurance(25)

Automotive Housings(100)

Connector Backshells(7)

Connector Strain Relief(28)

Insertion & Extraction Tools(2)


PCB Headers & Receptacles(37)

Customers Also Bought


DTM13-12PA-R020

PCB Mount Header, Right Angle, Wire-to-Board, 12 Position, 4.19 mm [.165 in] Centerline, Fully Shrouded, Nickel, Through Hole - Solder, DEUTSCH DTM







TE Part # WM-12S  
WEDGE LOCK, 12P, PLG, ORG, DTM




TE Part # 1743282-1  
8POS MQS REC COD A




TE Part # TAA751A1611-001  
M12A5-MS-PVC-0.5M




TE Part # 1623927-8  
CFR16 5% 120R




TE Part # HD36-24-21SN-072  
PLG, 21P, AL, N, THD ADPT DRAIN, 12 /16,S




TE Part # DT04-12PB  
REC, 12P, BLK, N, B




TE Part # DTM13-12PA-R008  
HDR, 12P, BLK, RA EEC, NI/CU, A



TE Part # 2414-002-1886  
LOCKWASHER, SIZE 18, HDP



TE Part # EEC-325X4B  
ENCLOSURE, 3.25 X 4, BLK, NO VENT



TE Part # 5-968220-1  
MQS0,63 Sn rec CB unseal. 0,2-0,35

Documents

CAD Files

3D PDF

3D

Customer View Model

ENG\_CVM\_CVM\_2333581-1\_A.2d\_dxf.zip

English

Customer View Model

ENG\_CVM\_CVM\_2333581-1\_A.3d\_igs.zip

English

Customer View Model

ENG\_CVM\_CVM\_2333581-1\_A.3d\_stp.zip

English

By downloading the CAD file I accept and agree to the [Terms and Conditions](#) of use.

Product Specifications

Product Specification

English