



Connectors > PCB Connectors > Wire-to-Board Connectors > FFC, FPC & Ribbon Connectors > FPC Connectors



Connector System: **Flex-to-Board**
Number of Positions: **24**
Centerline (Pitch): **1 mm [.039 in]**
Insertion Force Type: **Zero Insertion Force (ZIF)**
PCB Mount Orientation: **Vertical**

Features

Product Type Features

PCB Connector Assembly Type	PCB Mount Receptacle
Connector Product Type	Connector Assembly
Connector System	Flex-to-Board
Insertion Force Type	Zero Insertion Force (ZIF)
FPC Actuator Type	Stuffer (Plunger Style)
Connector & Contact Terminates To	Flexible Printed Circuit (FPC), Printed Circuit Board

Configuration Features

Compatible With Wire & Cable Type	FFC, FPC
Number of Rows	1
Number of Positions	24
PCB Mount Orientation	Vertical

Electrical Characteristics

Operating Voltage	125 VDC
-------------------	---------

Body Features

Primary Product Color	Black
-----------------------	-------

Contact Features

PCB Contact Termination Area Plating Material Thickness	.025 μm[1 μin]
Contact Layout	Inline



Contact Type	Socket
Contact Mating Area Plating Material Thickness	.025 µm[1 µin]
Contact Shape & Form	Single Beam
PCB Contact Termination Area Plating Material	Gold
Contact Base Material	Phosphor Bronze
Contact Mating Location	Top
Contact Mating Area Plating Material	Gold
Contact Current Rating (Max)	1 A

Termination Features

Termination Method to Printed Circuit Board	Surface Mount
---	---------------

Mechanical Attachment

Mating Alignment	With
Connector Mounting Type	Board Mount
PCB Mount Alignment	Without
PCB Mount Retention	With

Housing Features

Housing Material	PA 9T
Centerline (Pitch)	1 mm[.039 in]

Dimensions

Connector Length	31.4 mm[1.236 in]
Connector Height	7.7 mm[.303 in]
Connector Width	4.6 mm[.181 in]
Accepts Flex Cable Thickness	.3 mm[.012 in]

Usage Conditions

Operating Temperature Range	-20 - 85 °C[-4 - 185 °F]
-----------------------------	--------------------------

Operation/Application

Circuit Application	Signal
---------------------	--------

Identification Marking

Circuit Identification Feature	Without
--------------------------------	---------

Packaging Features

Packaging Quantity	1000
Packaging Method	Tape



Product Compliance

For compliance documentation, visit the product page on TE.com>

EU RoHS Directive 2011/65/EU	Compliant
EU ELV Directive 2000/53/EC	Compliant
China RoHS 2 Directive MIIT Order No 32, 2016	No Restricted Materials Above Threshold
EU REACH Regulation (EC) No. 1907/2006	Current ECHA Candidate List: JAN 2024 (240) Candidate List Declared Against: JAN 2024 (240) Does not contain REACH SVHC
Halogen Content	Not Low Halogen - contains Br or Cl > 900 ppm.
Solder Process Capability	Reflow solder capable to 260°C

Product Compliance Disclaimer

This information is provided based on reasonable inquiry of our suppliers and represents our current actual knowledge based on the information they provided. This information is subject to change. The part numbers that TE has identified as EU RoHS compliant have a maximum concentration of 0.1% by weight in homogenous materials for lead, hexavalent chromium, mercury, PBB, PBDE, DBP, BBP, DEHP, DIBP, and 0.01% for cadmium, or qualify for an exemption to these limits as defined in the Annexes of Directive 2011/65/EU (RoHS2). Finished electrical and electronic equipment products will be CE marked as required by Directive 2011/65/EU. Components may not be CE marked. Additionally, the part numbers that TE has identified as EU ELV compliant have a maximum concentration of 0.1% by weight in homogenous materials for lead, hexavalent chromium, and mercury, and 0.01% for cadmium, or qualify for an exemption to these limits as defined in the Annexes of Directive 2000/53/EC (ELV). Regarding the REACH Regulation, the information TE provides on SVHC in articles for this part number is based on the latest European Chemicals Agency (ECHA) 'Guidance on requirements for substances in articles' posted at this URL: <https://echa.europa.eu/guidance-documents/guidance-on-reach>

Compatible Parts







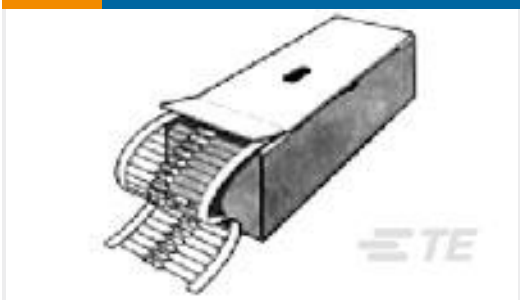





TE Part # 2-84952-4
1MM FPC HORZ.BOTTOM CONT.
ASSY 24P



TE Part # 2-84982-4
1MM FPC SMT V ASSY 24P EMBOSS

Customers Also Bought



 <p>TE Part # 5177986-4 0.8FH,P05H.5,100,08/Sn,TR,SC</p>	 <p>TE Part # 2-1622820-5 3520 220R 5%</p>	 <p>TE Part # 2-1445057-2 MICRO MNL HDR ASSY SINGLE ROW</p>	 <p>TE Part # MS561101BA03-50 MS5611 BAROMETRIC SENSOR CM T&R</p>
 <p>TE Part # 2176078-1 EP 1W 10R 5%</p>	 <p>TE Part # 1676197-2 RN 0805 15K4 0.1% 10PPM 1KRL</p>	 <p>TE Part # 87224-9 09 MODII HDR SRST UNSHRD .100</p>	 <p>TE Part # 1-1376383-2 5mm B-T-W Conn. 3P HDR ASSEMBL</p>
 <p>TE Part # 3-1123723-2 3.96 EP HDR ASSY 2P(BLUE)</p>	 <p>TE Part # 5-1393788-7 V23079D1003B301</p>		

Documents

Product Drawings
1.0 FPC, ZIF V/T, SMT, 24P
English

CAD Files
3D PDF
3D
Customer View Model
ENG_CVM_CVM_2-1734248-4_E_c-2-1734248-4-e.2d_dxf.zip
English
Customer View Model
ENG_CVM_CVM_2-1734248-4_E_c-2-1734248-4-e.3d_igs.zip
English
Customer View Model
ENG_CVM_CVM_2-1734248-4_E_c-2-1734248-4-e.3d_stp.zip
English

By downloading the CAD file I accept and agree to the Terms and Conditions of use.

Datasheets & Catalog Pages



1-1773959-7-FPC-Connectors-CN

FPC Connector Family

English

Product Specifications

Product Specification

English