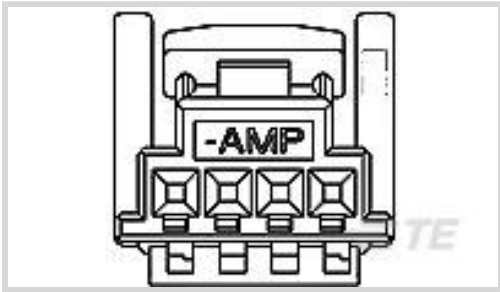




Connectors > Automotive Connectors > Automotive Housings > TH/.025 CONNECTOR SYSTEM, HOUSING



Connector System: **Wire-to-Board, Wire-to-Device**

Number of Positions: **4**

Connector & Housing Type: **Housing for Female Terminals**

Centerline (Pitch): **2.2 mm [.087 in]**

Sealable: **No**

[All TH/.025 Connector System, Housing \(192\)](#)

Features

Product Type Features

Mixed & Hybrid Connector	No
Connector Shape	Rectangular
Connector System	Wire-to-Board, Wire-to-Device
Connector & Housing Type	Housing for Female Terminals
Sealable	No
Primary Locking Feature	On the Terminal

Configuration Features

Number of Positions	4
Number of Rows	1

Electrical Characteristics

Operating Voltage	12 VDC
Nominal Voltage Architecture	12 V

Body Features

Cable Exit Angle	180°
Primary Product Color	Gray

Contact Features

--	--



Contact Size	.63mm
Contact Type	Receptacle
Mating Tab Width	.64 mm[.025 in]

Mechanical Attachment

Terminal Position Assurance	Yes
Strain Relief	Without
Mating Alignment Type	Polarized
Mating Alignment	With
Connector Mounting Type	Cable Mount (Free-Hanging)

Housing Features

Housing Material	PBT
Centerline (Pitch)	2.2 mm[.087 in]

Dimensions

Connector Height	11.35 mm[.447 in]
Product Width	11.8 mm[.465 in]
Product Length	19 mm[.748 in]

Usage Conditions

Operating Temperature (Max)	70 °C, 75 °C, 80 °C, 85 °C, 90 °C, 100 °C [158 °F][167 °F][176 °F][185 °F][194 °F][212 °F]
Operating Temperature Range	-30 - 100 °C[-22 - 212 °F]

Operation/Application

Circuit Application	Signal
---------------------	--------

Industry Standards

UL Flammability Rating	UL 94HB
------------------------	---------

Packaging Features

Packaging Quantity	100
Packaging Method	Bag

Other

Serviceable	Yes
Connector Position Assurance Capable	No



Product Compliance

For compliance documentation, visit the product page on TE.com>

EU RoHS Directive 2011/65/EU	Compliant
EU ELV Directive 2000/53/EC	Compliant
China RoHS 2 Directive MIIT Order No 32, 2016	No Restricted Materials Above Threshold
EU REACH Regulation (EC) No. 1907/2006	Current ECHA Candidate List: JAN 2024 (240) Candidate List Declared Against: JAN 2024 (240) Does not contain REACH SVHC
Halogen Content	Low Halogen - Br, Cl, F, I < 900 ppm per homogenous material. Also BFR/CFR/PVC Free
Solder Process Capability	Not applicable for solder process capability

Product Compliance Disclaimer

This information is provided based on reasonable inquiry of our suppliers and represents our current actual knowledge based on the information they provided. This information is subject to change. The part numbers that TE has identified as EU RoHS compliant have a maximum concentration of 0.1% by weight in homogenous materials for lead, hexavalent chromium, mercury, PBB, PBDE, DBP, BBP, DEHP, DIBP, and 0.01% for cadmium, or qualify for an exemption to these limits as defined in the Annexes of Directive 2011/65/EU (RoHS2). Finished electrical and electronic equipment products will be CE marked as required by Directive 2011/65/EU. Components may not be CE marked. Additionally, the part numbers that TE has identified as EU ELV compliant have a maximum concentration of 0.1% by weight in homogenous materials for lead, hexavalent chromium, and mercury, and 0.01% for cadmium, or qualify for an exemption to these limits as defined in the Annexes of Directive 2000/53/EC (ELV). Regarding the REACH Regulation, the information TE provides on SVHC in articles for this part number is based on the latest European Chemicals Agency (ECHA) 'Guidance on requirements for substances in articles' posted at this URL: <https://echa.europa.eu/guidance-documents/guidance-on-reach>

Compatible Parts



TE Part # CAT-SIGH262
Signal Header



TE Part # CAT-T319-T273
TH/.025 CONNECTOR SYSTEM,
RECPT AND TAB

Also in the Series | 0.64/025 Connector System



Automotive Connector Caps & Covers (5)



Automotive Connector Locks & Position Assurance(1)



Automotive Housings(138)




Automotive Terminals(18)



Connector Seals & Cavity Plugs(1)

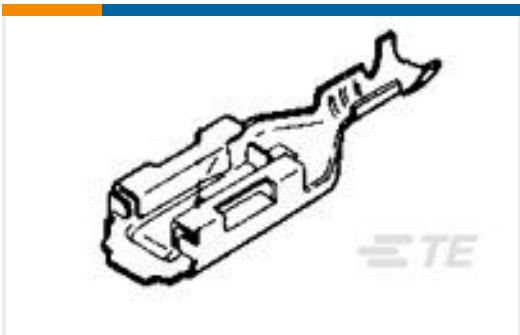


Other Automotive Connector Accessories(5)

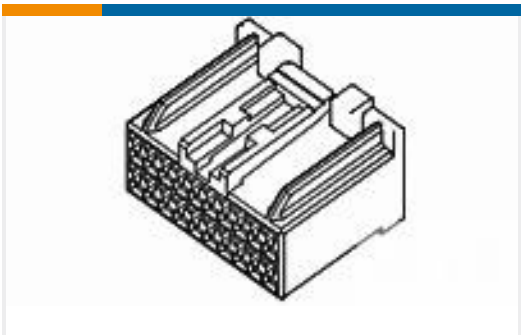


PCB Headers & Receptacles(217)

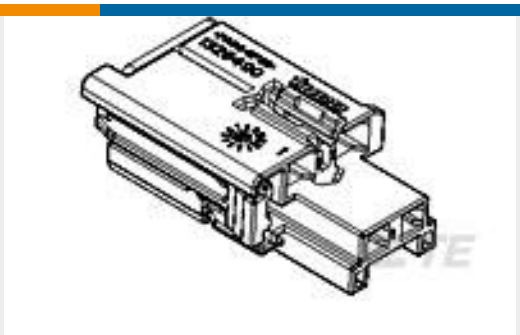
Customers Also Bought



TE Part # 170452-1
PL 250 AM REC 22-20 AWG 0.406 X 21 BR



TE Part # 179057-6
040 MLC MK-2 PLUG ASSY 20P



TE Part # 1326490-3
4P JPT/MT3 PLUG W/LATCH,GRAY



TE Part # 316837-2
040-3 UNSEALED REC CONT. S AU



TE Part # 1418603-2
MQS, CONNECTOR HOUSING



TE Part # 2301724-6
16POS,060 SERIES,REC HSG,UNSLD



TE Part # 936459-2
MQS 3P COVER HSG



TE Part # 2304960-1
MEMORY FUSE HOLDER 2P



TE Part # 2389036-1
Sumitomo Canoo Squib AK2 180Deg pigtail

Documents



Product Drawings

025 PLUG ASSY

English

CAD Files

Customer View Model

ENG_CVM_CVM_1473672-2_C.2d_dxf.zip

English

3D PDF

3D

Customer View Model

ENG_CVM_CVM_1473672-2_C.3d_igs.zip

English

Customer View Model

ENG_CVM_CVM_1473672-2_C.3d_stp.zip

English

By downloading the CAD file I accept and agree to the [Terms and Conditions](#) of use.

Datasheets & Catalog Pages

TH/.025 Connector Series

English

Product Specifications

Crimping of 025 Receptacle Contact

Japanese

Application Specification

Japanese

Instruction Sheets

.025 SERIES I/O CONNECTORS (H-Type 1Row 8Position)

Japanese

Instruction Sheet (non U.S.)

Japanese

.025 SERIES I/O CONNECTORS (H-Type 1Row 8Position)

Japanese

Instruction Sheet (non U.S.)

Japanese