



Connectors > Contacts > RF Contacts

Contact Type: **Socket**  
RF Contact Style: **Coax**  
Number of Positions: **1**  
Connector & Contact Terminates To: **Wire & Cable**  
Contact Orientation: **Straight**

Features

Product Type Features

RF Contact Style	Coax
Connector & Contact Terminates To	Wire & Cable

Configuration Features

Number of Positions	1
---------------------	---

Contact Features

Contact Type	Socket
Contact Orientation	Straight
Contact Mating Area Plating Material	Gold
Contact Mating Retention	With
Contact Current Rating (Max)	23 A

Operation/Application

Circuit Application	Power & Signal
---------------------	----------------

Packaging Features

Packaging Quantity	1
Packaging Method	Bag

Product Compliance

[For compliance documentation, visit the product page on TE.com>](#)

EU RoHS Directive 2011/65/EU	Compliant with Exemptions
EU ELV Directive 2000/53/EC	Compliant with Exemptions
China RoHS 2 Directive MIIT Order No 32, 2016	Restricted Materials Above Threshold



EU REACH Regulation (EC) No. 1907/2006

Current ECHA Candidate List: JAN 2024 (240)  
Candidate List Declared Against: JAN 2024 (240)  
SVHC > Threshold:  
Pb (1.2% in Contact Lead-Copper Alloy)  
**Article Safe Usage Statements:**  
Do not eat, drink or smoke when using this product. Wash thoroughly after handling. Recycle if possible and dispose of the article by following all applicable governmental regulations relevant to your geographic location.

Halogen Content

Not Yet Reviewed for halogen content




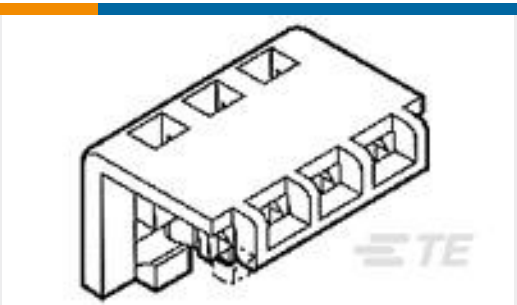
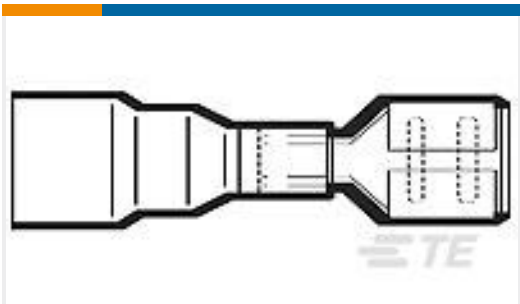



Solder Process Capability

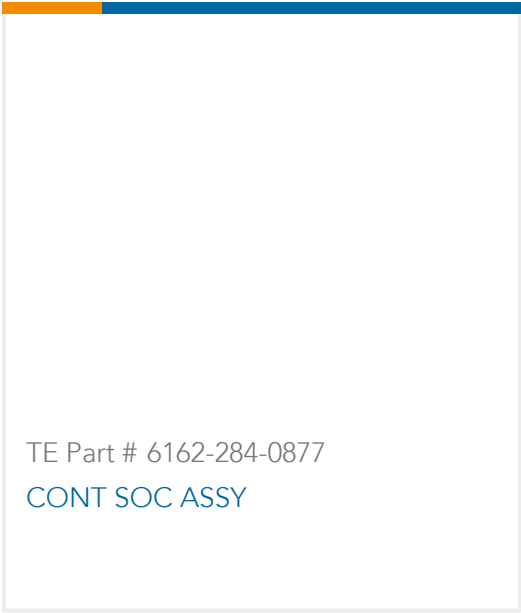
Not reviewed for solder process capability

Product Compliance Disclaimer

This information is provided based on reasonable inquiry of our suppliers and represents our current actual knowledge based on the information they provided. This information is subject to change. The part numbers that TE has identified as EU RoHS compliant have a maximum concentration of 0.1% by weight in homogenous materials for lead, hexavalent chromium, mercury, PBB, PBDE, DBP, BBP, DEHP, DIBP, and 0.01% for cadmium, or qualify for an exemption to these limits as defined in the Annexes of Directive 2011/65/EU (RoHS2). Finished electrical and electronic equipment products will be CE marked as required by Directive 2011/65/EU. Components may not be CE marked. Additionally, the part numbers that TE has identified as EU ELV compliant have a maximum concentration of 0.1% by weight in homogenous materials for lead, hexavalent chromium, and mercury, and 0.01% for cadmium, or qualify for an exemption to these limits as defined in the Annexes of Directive 2000/53/EC (ELV). Regarding the REACH Regulation, the information TE provides on SVHC in articles for this part number is based on the latest European Chemicals Agency (ECHA) 'Guidance on requirements for substances in articles' posted at this URL: <https://echa.europa.eu/guidance-documents/guidance-on-reach>

Customers Also Bought

 <p>TE Part # 321233 TERMINAL,PIDG SPD 16-14 8</p>	 <p>TE Part # 6162-325-1231 COAX SOC ASSY</p>	 <p>TE Part # 6162-324-1231 COAX PIN ASSY</p>	 <p>TE Part # 643067-4 04P MTA156 CMOLDED COVER</p>
 <p>TE Part # 518553-000 B-106-3631</p>	 <p>TE Part # 5550074007 NT-1-0-SP</p>	 <p>TE Part # 814720-000 222A174-3/42-0</p>	 <p>TE Part # 625159-000 D-110-35</p>



Documents

Product Drawings  
COAX SOC ASSY

English

Instruction Sheets  
Instruction Sheet (U.S.)

English