




Connectors > PCB Connectors > PCB Headers & Receptacles



Connector System: **Wire-to-Board**

Number of Positions: **2**

Number of Rows: **1**

Centerline (Pitch): **2.5 mm [.098 in]**

PCB Mount Orientation: **Vertical**

Features

Product Type Features

Connector System	Wire-to-Board
Header Type	Partially Shrouded
Sealable	No
Connector & Contact Terminates To	Printed Circuit Board
PCB Connector Assembly Type	PCB Mount Header

Configuration Features

Number of Positions	2
Number of Rows	1
PCB Mount Orientation	Vertical

Electrical Characteristics

Operating Voltage	250 VAC
-------------------	---------

Body Features

Primary Product Color	Natural
-----------------------	---------

Contact Features

--	--



Contact Mating Area Length	7.5 mm[.295 in]
Mating Square Post Dimension	.64 mm[.025 in]
Contact Shape & Form	Square
PCB Contact Termination Area Plating Material	Tin
Contact Base Material	Brass
Contact Mating Area Plating Material	Gold
Contact Type	Pin
Contact Current Rating (Max)	3.5 A

Termination Features

Termination Post & Tail Length	3.6 mm[.142 in]
Termination Method to Printed Circuit Board	Through Hole - Solder

Mechanical Attachment

Mating Retention	With
PCB Mount Retention Type	Retention Solder Tails
Mating Retention Type	Polarized Lock
Connector Mounting Type	Board Mount
Mating Alignment	Without
PCB Mount Alignment	Without
PCB Mount Retention	Without

Housing Features

Housing Material	66 Nylon
Centerline (Pitch)	2.5 mm[.098 in]

Dimensions

Connector Height	10.4 mm[.409 in]
------------------	------------------

Usage Conditions

Operating Temperature Range	-20 - 95 °C[-4 - 203 °F]
-----------------------------	--------------------------

Operation/Application

Circuit Application	Signal
---------------------	--------

Industry Standards

Compatible With Agency/Standards Products	UL
UL Flammability Rating	UL 94V-0

Packaging Features



Packaging Quantity	1000
Packaging Method	Bag

Product Compliance

For compliance documentation, visit the product page on TE.com>

EU RoHS Directive 2011/65/EU	Compliant
EU ELV Directive 2000/53/EC	Compliant
China RoHS 2 Directive MIIT Order No 32, 2016	No Restricted Materials Above Threshold
EU REACH Regulation (EC) No. 1907/2006	Current ECHA Candidate List: JAN 2024 (240) Candidate List Declared Against: JUNE 2023 (235) Does not contain REACH SVHC
Halogen Content	Low Halogen - Br, Cl, F, I < 900 ppm per homogenous material. Also BFR/CFR/PVC Free
Solder Process Capability	Wave solder capable to 265°C

Product Compliance Disclaimer

This information is provided based on reasonable inquiry of our suppliers and represents our current actual knowledge based on the information they provided. This information is subject to change. The part numbers that TE has identified as EU RoHS compliant have a maximum concentration of 0.1% by weight in homogenous materials for lead, hexavalent chromium, mercury, PBB, PBDE, DBP, BBP, DEHP, DIBP, and 0.01% for cadmium, or qualify for an exemption to these limits as defined in the Annexes of Directive 2011/65/EU (RoHS2). Finished electrical and electronic equipment products will be CE marked as required by Directive 2011/65/EU. Components may not be CE marked. Additionally, the part numbers that TE has identified as EU ELV compliant have a maximum concentration of 0.1% by weight in homogenous materials for lead, hexavalent chromium, and mercury, and 0.01% for cadmium, or qualify for an exemption to these limits as defined in the Annexes of Directive 2000/53/EC (ELV). Regarding the REACH Regulation, the information TE provides on SVHC in articles for this part number is based on the latest European Chemicals Agency (ECHA) 'Guidance on requirements for substances in articles' posted at this URL: <https://echa.europa.eu/guidance-documents/guidance-on-reach>


Compatible Parts



Customers Also Bought



TE Part # 1-178294-2
DYNAMIC D3100 HDR ASY 4P H K/X



TE Part # 223956-1
STV ERMZUB FUEHRUNGSBOLZEN J
* M 1 ***



TE Part # 826467-4
4P MOD II SHROUDED HEADER, ST



TE Part # 8-1879215-4
CPF 0402 34K 0.1% 25PPM 1K RL



TE Part # 174917-6
HYBRID I/O CAP ASSY 48P GRAY



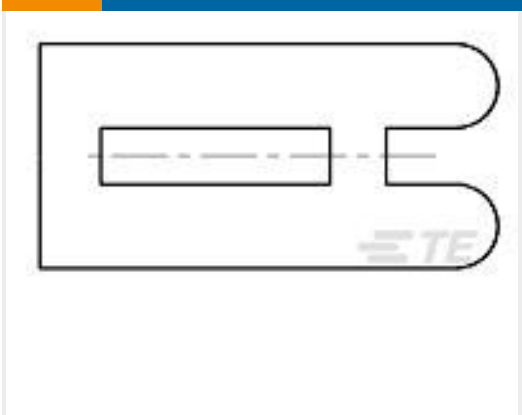
TE Part # 1-1827872-1
DYNAMIC 1100D HDR ASSY V 22P
BLACK GOLD



TE Part # 826467-6
6P MOD II SHROUDED HEADER, ST



TE Part # 1-171825-0
EIS HSG



TE Part # 926498-1
KEYING PART



TE Part # 6-2176455-1
CPF 0402 464K 0.1% 25ppm 1K RL

Documents

Product Drawings

EIS POST ASSY V 2P GOLD NATU.

English

CAD Files

3D PDF

3D

Customer View Model

ENG_CVM_CVM_173081-2_A.2d_dxf.zip

English

Customer View Model

ENG_CVM_CVM_173081-2_A.3d_igs.zip

English

Customer View Model

ENG_CVM_CVM_173081-2_A.3d_stp.zip

English

By downloading the CAD file I accept and agree to the [Terms and Conditions](#) of use.

Datasheets & Catalog Pages



1-1773972-5_EIS_Connectors_Brochure

English

Product Specifications

Crimping of AMP EI Series Connector Contacts

Japanese

Application Specification

Japanese

Agency Approvals

Agency Approval Document

English