



FPC

TE Internal #: 2-84984-0

FPC Connectors, Flex-to-Board, 20 Position, .039 in [1 mm]

Centerline, Non-ZIF, Vertical, Through Hole - Solder, Height .22 in [5.6 mm]

[View on TE.com >](#)

Connectors > PCB Connectors > Wire-to-Board Connectors > FFC, FPC & Ribbon Connectors > FPC Connectors



Connector System: **Flex-to-Board**

Number of Positions: **20**

Centerline (Pitch): **1 mm [ .039 in ]**

Insertion Force Type: **Non-ZIF**

PCB Mount Orientation: **Vertical**

Features

Product Type Features

PCB Connector Assembly Type	PCB Mount Receptacle
Connector Product Type	Connector Assembly
Connector System	Flex-to-Board
Insertion Force Type	Non-ZIF
Connector & Contact Terminates To	Flexible Printed Circuit (FPC)

Configuration Features

Compatible With Wire & Cable Type	FFC, FPC
Number of Rows	1
Number of Positions	20
PCB Mount Orientation	Vertical

Electrical Characteristics

Operating Voltage	125 VAC
-------------------	---------

Body Features

Primary Product Color	White
-----------------------	-------



Contact Features

PCB Contact Termination Area Plating Material Thickness	1 μm[39.37 μin]
Contact Layout	Staggered Type A
Contact Type	Socket
Contact Mating Area Plating Material Thickness	1 μm[39.37 μin]
PCB Contact Termination Area Plating Material Finish	Matte
Contact Shape & Form	Single Beam
Contact Mating Area Plating Material Finish	Matte
PCB Contact Termination Area Plating Material	Tin
Contact Base Material	Phosphor Bronze
Contact Mating Area Plating Material	Tin
Contact Current Rating (Max)	1 A

Termination Features

Termination Post & Tail Length	3 mm[.118 in]
Termination Method to Printed Circuit Board	Through Hole - Solder

Mechanical Attachment

Mating Alignment	With
PCB Mount Retention Type	Kinked Solder Tails
Connector Mounting Type	Board Mount
PCB Mount Alignment	With
PCB Mount Retention	With

Housing Features

Housing Material	PBT GF
Centerline (Pitch)	1 mm[.039 in]

Dimensions

Connector Length	22 mm[.866 in]
PCB Thickness (Recommended)	1.6 mm[.063 in]
Connector Height	5.6 mm[.22 in]
Connector Width	3 mm[.118 in]
Accepts Flex Cable Thickness	.3 mm[.012 in]

Usage Conditions

Operating Temperature Range	-20 - 85 °C[-4 - 185 °F]
-----------------------------	--------------------------



Operation/Application

Circuit Application	Signal
---------------------	--------

Identification Marking

Circuit Identification Feature	With
--------------------------------	------

Packaging Features

Packaging Quantity	21
Packaging Method	Box & Tube, Tube

Product Compliance

For compliance documentation, visit the product page on TE.com>

EU RoHS Directive 2011/65/EU	Compliant
EU ELV Directive 2000/53/EC	Compliant
China RoHS 2 Directive MIIT Order No 32, 2016	No Restricted Materials Above Threshold
EU REACH Regulation (EC) No. 1907/2006	Current ECHA Candidate List: JAN 2024 (240) Candidate List Declared Against: JAN 2024 (240) Does not contain REACH SVHC
Halogen Content	Not Low Halogen - contains Br or Cl > 900 ppm.
Solder Process Capability	Wave solder capable to 265°C

Product Compliance Disclaimer

This information is provided based on reasonable inquiry of our suppliers and represents our current actual knowledge based on the information they provided. This information is subject to change. The part numbers that TE has identified as EU RoHS compliant have a maximum concentration of 0.1% by weight in homogenous materials for lead, hexavalent chromium, mercury, PBB, PBDE, DBP, BBP, DEHP, DIBP, and 0.01% for cadmium, or qualify for an exemption to these limits as defined in the Annexes of Directive 2011/65/EU (RoHS2). Finished electrical and electronic equipment products will be CE marked as required by Directive 2011/65/EU. Components may not be CE marked. Additionally, the part numbers that TE has identified as EU ELV compliant have a maximum concentration of 0.1% by weight in homogenous materials for lead, hexavalent chromium, and mercury, and 0.01% for cadmium, or qualify for an exemption to these limits as defined in the Annexes of Directive 2000/53/EC (ELV). Regarding the REACH Regulation, the information TE provides on SVHC in articles for this part number is based on the latest European Chemicals Agency (ECHA) 'Guidance on requirements for substances in articles' posted at this URL: <https://echa.europa.eu/guidance-documents/guidance-on-reach>

Compatible Parts

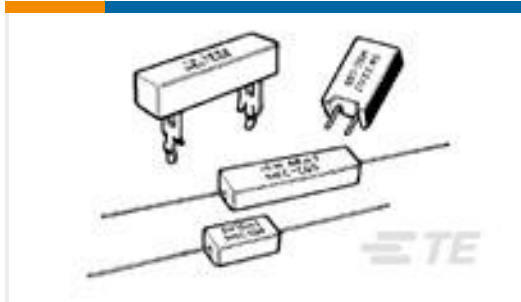


TE Part # 2-84983-0  
1mm FFC DIP H ASSY 20P NAT(TB)

Customers Also Bought



TE Part # 1461247-3  
OJ-SH-124LMH,000



TE Part # 1-1623788-0  
SQM5 22R 5% (WIRE)




TE Part # 1825096-4  
TPA11CGRA004



TE Part # 6-1437657-9  
8PCV-03-006=#8 TRIBARRIER



TE Part # 2-2176342-1  
CRGCQ 0805 2K2 5%




TE Part # 1-2319764-3  
E STACK PIANO 6P G LONG TUBE  
PD OFF



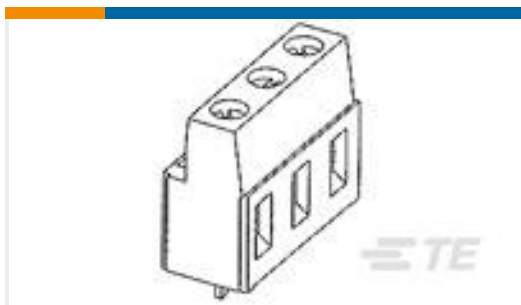
TE Part # 5070092027  
RNF-100-3/4-X-STK



TE Part # 41729-2  
250 FASTON REC 18-16 AWG TPBR



TE Part # 1744418-2  
2 POS EP 2.5 HDR, GLOW WIRE



TE Part # 282845-2  
TERM-BLOK,PCB MNT,90DG,2P,7.62

Documents

Product Drawings

1mm FFC DIP V ASSY 20P NAT(TB)

English

CAD Files

Customer View Model

ENG\_CVM\_CVM\_2-84984-0\_D.2d\_dxf.zip

English

3D PDF



3D

Customer View Model

[ENG\\_CVM\\_CVM\\_2-84984-0\\_D.3d\\_igs.zip](#)

English

Customer View Model

[ENG\\_CVM\\_CVM\\_2-84984-0\\_D.3d\\_stp.zip](#)

English

By downloading the CAD file I accept and agree to the [Terms and Conditions](#) of use.

Datasheets & Catalog Pages

[1-1773959-7-FPC-Connectors-CN](#)

FPC Connector Family

English

[Flexible Printed Circuit Connectors - FPC \(Virtual Sample Kit\)](#)

English

[5-1773461-0\\_Standard\\_FPC\\_Connector\\_Quick\\_Reference\\_Guide](#)

English

Product Specifications

[Product Specification](#)

English