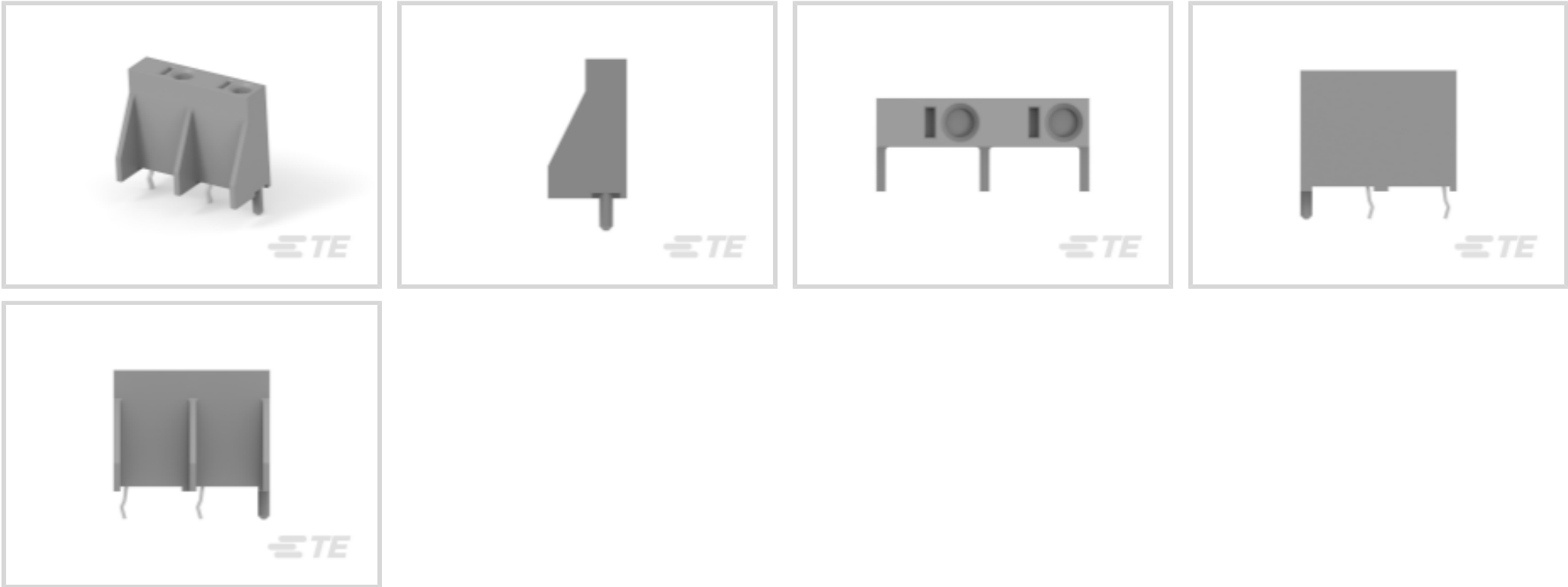




Connectors > Lighting Connectors > Ballast Connectors



Lighting Product Type: **Connector**
Termination Method to Wire & Cable: **Poke-In**
Lighting Connector Type: **Header**
Connector System: **Wire-to-Board**
Number of Positions: **2**

Features

Product Type Features

Lighting Connector Style	Screwless Wire
Lighting Product Type	Connector
Lighting Connector Type	Header
Connector System	Wire-to-Board
Sealable	No
Connector & Contact Terminates To	Printed Circuit Board

Configuration Features

Number of Rows	1
Number of Positions	2

Electrical Characteristics

Operating Voltage (Max)	600 VDC
-------------------------	---------

Body Features

Primary Product Material	PBT GF
Primary Product Color	Gray



Contact Features

Contact Layout	Inline
Wire Contact Termination Area Plating Thickness	3.05 μm[120 μin]
Wire Contact Termination Area Plating Material Finish	Matte
Wire Contact Termination Area Plating Material	Tin
Contact Mating Area Plating Material Thickness	2.03 - 3.05 μm[79.92 - 120.08 μin]
Contact Mating Area Plating Material	Tin
Contact Mating Area Plating Material Finish	Matte
Contact Current Rating (Max)	6 A

Termination Features

Termination Method to Printed Circuit Board	Through Hole - Solder
Termination Method to Wire & Cable	Poke-In

Mechanical Attachment

PCB Mount Alignment	With
PCB Mount Retention	With
PCB Mount Retention Type	Boardlock

Housing Features

Centerline (Pitch)	8.2 mm[.323 in]
--------------------	-----------------

Dimensions

Connector Length	25 mm[.984 in]
Post-Mating Assembly Measurement	25 mm[.984 in]
Connector Height	13 mm[.512 in]
Connector Width	7.35 mm[.289 in]
PCB Thickness (Recommended)	1.8 mm[.07 in]
Wire Size	18 AWG

Usage Conditions

Operating Temperature Range	-40 - 105 °C[-40 - 221 °F]
-----------------------------	----------------------------

Industry Standards

Compatible With Approved Standards Products	CSA C22.2 No. 182.3, UL 1977
UL Flammability Rating	UL 94V-0

Packaging Features

--	--



Packaging Method	Box & Tray, Tray
------------------	------------------

Product Compliance

For compliance documentation, visit the product page on TE.com>

EU RoHS Directive 2011/65/EU	Compliant
EU ELV Directive 2000/53/EC	Compliant
China RoHS 2 Directive MIIT Order No 32, 2016	No Restricted Materials Above Threshold
EU REACH Regulation (EC) No. 1907/2006	Current ECHA Candidate List: JAN 2024 (240) Candidate List Declared Against: JAN 2024 (240) Does not contain REACH SVHC
Halogen Content	Not Low Halogen - contains Br or Cl > 900 ppm.
Solder Process Capability	Reflow solder capable to 260°C

Product Compliance Disclaimer

This information is provided based on reasonable inquiry of our suppliers and represents our current actual knowledge based on the information they provided. This information is subject to change. The part numbers that TE has identified as EU RoHS compliant have a maximum concentration of 0.1% by weight in homogenous materials for lead, hexavalent chromium, mercury, PBB, PBDE, DBP, BBP, DEHP, DIBP, and 0.01% for cadmium, or qualify for an exemption to these limits as defined in the Annexes of Directive 2011/65/EU (RoHS2). Finished electrical and electronic equipment products will be CE marked as required by Directive 2011/65/EU. Components may not be CE marked. Additionally, the part numbers that TE has identified as EU ELV compliant have a maximum concentration of 0.1% by weight in homogenous materials for lead, hexavalent chromium, and mercury, and 0.01% for cadmium, or qualify for an exemption to these limits as defined in the Annexes of Directive 2000/53/EC (ELV). Regarding the REACH Regulation, the information TE provides on SVHC in articles for this part number is based on the latest European Chemicals Agency (ECHA) 'Guidance on requirements for substances in articles' posted at this URL: <https://echa.europa.eu/guidance-documents/guidance-on-reach>

Compatible Parts




TE Part # 2008552-3
ASSY,IN-LINE VERT SCREWLESS WIRE



TE Part # 1-2213629-2
CONN, INLINE VERT SCRWLESS, SPECIAL PACK

Customers Also Bought



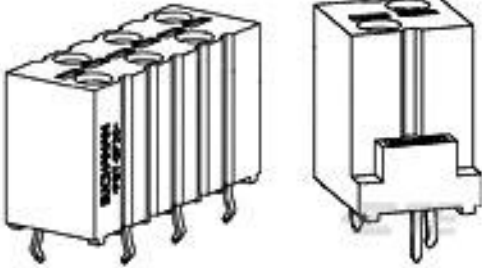
TE Part # 2-292173-5
CT BOX HDR H SMT 5P O/TAPE BLA



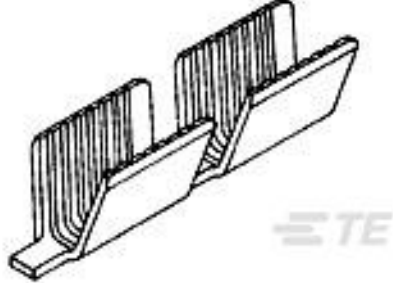
TE Part # 1623239-1
CRG0805 1% 4K7



TE Part # 1811398-1
ASY,SCRLESS WIRE CONN,VERT,6P



TE Part # 1811957-1
ASY,SCRLESS WIRE CONN,VERT,2P



TE Part # 62001-2
SPLICE AMVAR 3000-7000 020TPBR



TE Part # 2176413-5
5W XSM M/OX 5% 100K



TE Part # Y12345-000
ALR-SC-10A



TE Part # 5-1393104-1
KRPA-11DN-24=KRPA

TE Part # 2829770-1
CABLE ASSEMBLY, GROUND CLIP

Documents

Product Drawings

CONNECTOR, INLINE VERT SCREWLESS

English

CAD Files

Customer View Model

ENG_CVM_1-2008552-2_A2.3d_igs.zip

English

Customer View Model

ENG_CVM_1-2008552-2_A2.3d_stp.zip

English

Customer View Model

ENG_CVM_1-2008552-2_A2.2d_dxf.zip

English

3D PDF

3D

3D PDF

3D



Customer View Model

[ENG_CVM_CVM_1-2008552-2_A.2d_dxf.zip](#)

English

Customer View Model

[ENG_CVM_CVM_1-2008552-2_A.3d_igs.zip](#)

English

Customer View Model

[ENG_CVM_CVM_1-2008552-2_A.3d_stp.zip](#)

English

By downloading the CAD file I accept and agree to the [Terms and Conditions](#) of use.

Datasheets & Catalog Pages

[BUCHANAN WireMate Connectors Brochure](#)

[BUCHANAN WireMate Connectors Brochure](#)

English

[Vertical and In-Line Screwless Wire Connectors](#)

English

Product Specifications

[Application Specification](#)

English

Agency Approvals

[UL Report](#)

English