



Relays & Contactors > Relays > High Voltage Relays



Contact Voltage Rating: 12 - 900 VDC

Contact Arrangement: 1 Form X, SPST-NO

Coil Termination & Connection Type: Flying Lead

High Voltage Connection (Power): Terminals

Power Switching: Yes

Features

Configuration Features

Contact Arrangement	1 Form X, SPST-NO
---------------------	-------------------

Electrical Characteristics

Contact Voltage Rating	12 - 900 VDC
Contact Current Rating	500 A
Coil Voltage Rating	900 VDC
Coil Resistance	40 Ω
Contact Switching Voltage (Max)	900 VDC

Signal Characteristics

RF Rated	No
----------	----

Contact Features

Contact Material	Copper
------------------	--------

Termination Features

Coil Termination & Connection Type	Flying Lead
High Voltage Connection (Power)	Terminals
Terminal Configuration	Stud Terminals

Mechanical Attachment

Product Mounting Feature Type	Flange with Mounting Holes
Product Mount Type	Chassis



Operation/Application

Power Switching	Yes
-----------------	-----

Product Compliance


For compliance documentation, visit the product page on TE.com>

EU RoHS Directive 2011/65/EU	Compliant
EU ELV Directive 2000/53/EC	Compliant
China RoHS 2 Directive MIIT Order No 32, 2016	No Restricted Materials Above Threshold
EU REACH Regulation (EC) No. 1907/2006	Current ECHA Candidate List: JAN 2024 (240) Candidate List Declared Against: JAN 2023 (233) Does not contain REACH SVHC
Halogen Content	Low Halogen - Br, Cl, F, I < 900 ppm per homogenous material. Also BFR/CFR/PVC Free
Solder Process Capability	Hand solderable with lead free solder

Product Compliance Disclaimer

This information is provided based on reasonable inquiry of our suppliers and represents our current actual knowledge based on the information they provided. This information is subject to change. The part numbers that TE has identified as EU RoHS compliant have a maximum concentration of 0.1% by weight in homogenous materials for lead, hexavalent chromium, mercury, PBB, PBDE, DBP, BBP, DEHP, DIBP, and 0.01% for cadmium, or qualify for an exemption to these limits as defined in the Annexes of Directive 2011/65/EU (RoHS2). Finished electrical and electronic equipment products will be CE marked as required by Directive 2011/65/EU. Components may not be CE marked. Additionally, the part numbers that TE has identified as EU ELV compliant have a maximum concentration of 0.1% by weight in homogenous materials for lead, hexavalent chromium, and mercury, and 0.01% for cadmium, or qualify for an exemption to these limits as defined in the Annexes of Directive 2000/53/EC (ELV). Regarding the REACH Regulation, the information TE provides on SVHC in articles for this part number is based on the latest European Chemicals Agency (ECHA) 'Guidance on requirements for substances in articles' posted at this URL: <https://echa.europa.eu/guidance-documents/guidance-on-reach>

Compatible Parts



TE Part # 4-1618391-2
LEV100A6ANH=RELAY,SPST-NO,
48VDC VMT 15

Also in the Series | Kilovac EV200



Definite Purpose Contactors(1)



High Voltage Relays(17)


Customers Also Bought



TE Part # 1-1670917-1
3POS, MCON 1.2 LL REC SEALED



TE Part # 963143-1
MQS BLINDSTOPFEN



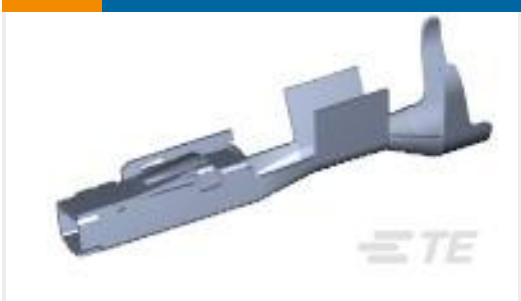
TE Part # 1-2176388-5
RQ 1206 14R 0.1% 10PPM 5K RL




TE Part # 1-1618002-5
EV200H1ANA=RELAY, SPST-NO WITH



TE Part # 5222006-1
RECEPTACLE,PRESS FIT,COML BNC



TE Part # 7-1452671-1
MCON 1.2 LL REC SWS SN



TE Part # 2-1614958-7
CPF 0805 1R82 0.1% 25ppm 1K RL

Documents

CAD Files

3D PDF

3D

Customer View Model

ENG_CVM_CVM_1618002-3_F.2d_dxf.zip

English

Customer View Model

ENG_CVM_CVM_1618002-3_F.3d_igs.zip

English

Customer View Model

ENG_CVM_CVM_1618002-3_F.3d_stp.zip

English

By downloading the CAD file I accept and agree to the [Terms and Conditions](#) of use.

Datasheets & Catalog Pages

5-1773450-5_sec7_EV200A

English

