




Connectors > Power Connectors > Rectangular Power > Rectangular Power Connectors



Rectangular Power Connector Type: **Connector Assembly**

Connector & Housing Type: **Plug**

Connector System: **Board-to-Board**

Number of Positions: **26**

Centerline (Pitch): **2.54 mm [.1 in]**

Features

Product Type Features

Assembly Requirement	Factory Assembled
Rectangular Power Connector Type	Connector Assembly
Connector & Housing Type	Plug
Connector System	Board-to-Board
Connector & Contact Terminates To	Printed Circuit Board

Configuration Features

Mating & Unmating Configuration	Normal
Number of Positions	26
PCB Mount Orientation	Vertical
Number of Power Positions	2
Number of Signal Positions	24
Number of Rows	4

Electrical Characteristics

Operating Voltage	60 VDC
-------------------	--------

Body Features

Wire Color (Base)	Black
-------------------	-------

Contact Features

Power Contact Base Material	Tin
-----------------------------	-----



Contact Underplating Material Thickness	4.45 µm
Contact Mating Area Plating Material	Gold Flash over Palladium Nickel
Contact Underplating Material	Nickel
Contact Current Rating (Max)	50 A
Contact Retention Within Housing	Without
Contact Type	Blade, Pin
PCB Contact Termination Area Plating Material	Gold
Contact Mating Area Plating Material Thickness	.076 µm[3 µin]

Termination Features

Termination Post & Tail Length	4.45 mm[.175 in]
Termination Method to Printed Circuit Board	Through Hole - Press-Fit

Mechanical Attachment

PCB Mount Retention	With
PCB Mount Retention Type	Retention Clip/Post
Mating Retention Type	Retention Clip/Post
Connector Mounting Type	Board Mount

Housing Features

Centerline (Pitch)	2.54 mm[.1 in]
Housing Color	Black
Housing Material	High Temperature Thermoplastic

Dimensions

Row-to-Row Spacing	2.54 mm[.1 in]
--------------------	----------------

Usage Conditions

Operating Temperature Range	-40 - 125 °C[-40 - 257 °F]
-----------------------------	----------------------------

Operation/Application

Circuit Application	Power & Signal
---------------------	----------------

Industry Standards

UL Flammability Rating	UL 94V-0
Glow Wire Rating	High Temperature Part - Not Glow Wire

Packaging Features

Packaging Method	Tray
------------------	------



Product Compliance


For compliance documentation, visit the product page on TE.com>

EU RoHS Directive 2011/65/EU	Compliant
EU ELV Directive 2000/53/EC	Compliant
China RoHS 2 Directive MIIT Order No 32, 2016	No Restricted Materials Above Threshold
EU REACH Regulation (EC) No. 1907/2006	Current ECHA Candidate List: JAN 2024 (240) Candidate List Declared Against: JAN 2024 (240) Does not contain REACH SVHC
Halogen Content	Not Low Halogen - contains Br or Cl > 900 ppm.
Solder Process Capability	Not applicable for solder process capability


Product Compliance Disclaimer

This information is provided based on reasonable inquiry of our suppliers and represents our current actual knowledge based on the information they provided. This information is subject to change. The part numbers that TE has identified as EU RoHS compliant have a maximum concentration of 0.1% by weight in homogenous materials for lead, hexavalent chromium, mercury, PBB, PBDE, DBP, BBP, DEHP, DIBP, and 0.01% for cadmium, or qualify for an exemption to these limits as defined in the Annexes of Directive 2011/65/EU (RoHS2). Finished electrical and electronic equipment products will be CE marked as required by Directive 2011/65/EU. Components may not be CE marked. Additionally, the part numbers that TE has identified as EU ELV compliant have a maximum concentration of 0.1% by weight in homogenous materials for lead, hexavalent chromium, and mercury, and 0.01% for cadmium, or qualify for an exemption to these limits as defined in the Annexes of Directive 2000/53/EC (ELV). Regarding the REACH Regulation, the information TE provides on SVHC in articles for this part number is based on the latest European Chemicals Agency (ECHA) 'Guidance on requirements for substances in articles' posted at this URL: <https://echa.europa.eu/guidance-documents/guidance-on-reach>

Compatible Parts



TE Part # 6450850-3
MBXLE VERT RCPT 1P + 24S + 1P



TE Part # 6450870-5
MBXLE R/A RCPT 1P+24S+1P

Also in the Series | MULTI-BEAM XLE



Customers Also Bought

TE Part # 1-1971817-8
8P,RAST 2.5 Tab Header,Ex- Locking, THV

TE Part # 926657-7
7P LOCKG CLIP GEH

TE Part # 3-1971817-4
4P,RAST 2.5 Tab Header,Ex- Locking, THV

TE Part # 1-1971817-7
7P,RAST 2.5 Tab Header,Ex- Locking, THV

TE Part # 1-1971817-5
5P,RAST 2.5 Tab Header,Ex- Locking, THV

TE Part # 1-1971817-9
9P,RAST 2.5 Tab Header,Ex- Locking, THV

TE Part # 1-1971818-2
12P,RAST 2.5 Tab Header,Ex- Locking, THV

TE Part # 1971817-3
3P,RAST 2.5 Tab Header,Ex- Locking, THV

TE Part # 2-1971817-5
5P,RAST 2.5 Tab Header,Ex- Locking, THV

Documents

Product Drawings
MBXLE VERT HDR 1P+24S+1P
English

CAD Files
3D PDF
3D
Customer View Model
ENG_CVM_CVM_6450820-2_G.2d_dxf.zip



English

Customer View Model

[ENG_CVM_CVM_6450820-2_G.3d_igs.zip](#)

English

Customer View Model

[ENG_CVM_CVM_6450820-2_G.3d_stp.zip](#)

English

By downloading the CAD file I accept and agree to the [Terms and Conditions](#) of use.

Datasheets & Catalog Pages

[POWER_CONNECTORS_CATALOG_SEC01_BOARD_TO_BOARD](#)

English

MULTI-BEAM XLE Connectors Quick Reference Guide

English

[2_PIECE_POWER_CONNECTORS_qrg_4-1773458-1](#)

English

Product Specifications

[Application Specification](#)

English