



Antennas



Wireless Application: Cat-M/NB-IoT, Cellular, ISM, Wi-Fi

Mounting Location: Internal/Embedded

Mounting Type: Through-Hole/Tab Mount

Frequency Category: 698 - 2700

Antenna Type: PCB

Features

Product Type Features

Antenna Product Type	Antenna
----------------------	---------

Configuration Features

Antenna Style	PCB
Mounting Location	Internal/Embedded
Antenna Type	PCB
Band Type	Multi Band

Electrical Characteristics

Antenna Operation	Passive
VSWR (Max)	<3:1
Impedance	50 Ω

Signal Characteristics

Gain (Max)	3.5 dB
Frequency Category	698 - 2700
Peak Gain	3 < 6 dBi



Body Features

Product Weight	2.55 g[.09 oz]
----------------	----------------

Mechanical Attachment

Polarization	Linear
Mounting Type	Through-Hole/Tab Mount

Dimensions

Product Width	10.56 mm[.416 in]
Product Length	74 mm[2.913 in]
Product Height	1.57 mm[.062 in]

Operation/Application

Wireless Standard	LTE, UMTS, US Dual, EU Triband & WCDMA
Directionality	Omnidirectional

Industry Standards

Wireless Application	Cat-M/NB-IoT, Cellular, ISM, Wi-Fi
Primary Application	Cat-M/NB-IoT, Cellular, Wi-Fi

Product Availability

Applicable Region	Americas, EU, Global
-------------------	----------------------

Packaging Features

Packaging Method	Bag & Box
------------------	-----------

Other

Precision Level	Standard
-----------------	----------

Product Compliance

For compliance documentation, visit the product page on [TE.com](#)>

EU RoHS Directive 2011/65/EU	Compliant
EU ELV Directive 2000/53/EC	Compliant
China RoHS 2 Directive MIIT Order No 32, 2016	No Restricted Materials Above Threshold
EU REACH Regulation (EC) No. 1907/2006	Current ECHA Candidate List: JAN 2024 (240) Candidate List Declared Against: JAN 2024 (240) SVHC > Threshold: Melamine (.38% in Component Part) <small>Article Safe Usage Statements:</small>







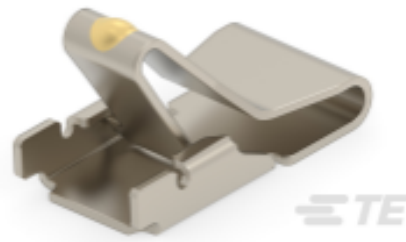

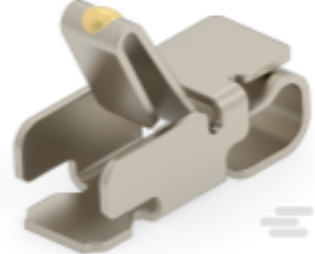
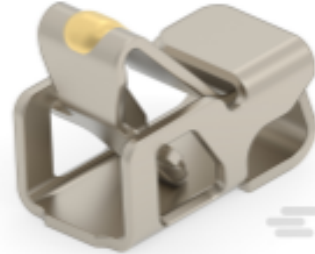


Wash thoroughly after handling. Do not handle until all safety precautions have been read and understood. Recycle if possible and dispose of the article by following all applicable governmental regulations relevant to your geographic location.

Halogen Content	Low Bromine/Chlorine - Br and Cl < 900 ppm per homogenous material. Also BFR /CFR/PVC Free
Solder Process Capability	Hand solderable with lead free solder

Product Compliance Disclaimer

This information is provided based on reasonable inquiry of our suppliers and represents our current actual knowledge based on the information they provided. This information is subject to change. The part numbers that TE has identified as EU RoHS compliant have a maximum concentration of 0.1% by weight in homogenous materials for lead, hexavalent chromium, mercury, PBB, PBDE, DBP, BBP, DEHP, DIBP, and 0.01% for cadmium, or qualify for an exemption to these limits as defined in the Annexes of Directive 2011/65/EU (RoHS2). Finished electrical and electronic equipment products will be CE marked as required by Directive 2011/65/EU. Components may not be CE marked. Additionally, the part numbers that TE has identified as EU ELV compliant have a maximum concentration of 0.1% by weight in homogenous materials for lead, hexavalent chromium, and mercury, and 0.01% for cadmium, or qualify for an exemption to these limits as defined in the Annexes of Directive 2000/53/EC (ELV). Regarding the REACH Regulation, the information TE provides on SVHC in articles for this part number is based on the latest European Chemicals Agency (ECHA) 'Guidance on requirements for substances in articles' posted at this URL: <https://echa.europa.eu/guidance-documents/guidance-on-reach>

Compatible Parts

 <p>TE Part # 2040852-1 SHIELD FINGER 0820 N-B WITH SE</p>	 <p>TE Part # 2199248-4 Shield Finger, Loose Piece, Type A, 1.0 h</p>	 <p>TE Part # 1447009-5 SHIELD FINGER 0820 TYPE</p>	 <p>TE Part # 2199248-5 SHIELD FINGER, LOOSE PIECE, TYPE A, 1.3H</p>
 <p>TE Part # 2306334-3 SPRING FINGER 1.2H</p>	 <p>TE Part # 2306454-3 SPRING FINGER 2.3H</p>	 <p>TE Part # 2306654-3 SPRING FINGER 1.8H</p>	 <p>TE Part # 2336713-2 SPRING FINGER 1.45H</p>
 <p>TE Part # 2199001-1 SHIELD FINGER 1210 EMBOSS PACKING</p>	 <p>TE Part # 8-2118310-1 2118310-1 ANTENNA WITH EVB ASSY</p>		



Customers Also Bought

TE Part # 9-2176070-5
3521 82K 1% 2W

TE Part # 1981584-1
MICRO USB, TYPE A/B, GRAY

TE Part # 646273-1
2MM HM REC PWR/GRD MODULE

TE Part # 4-2176345-1
CRGCQ 1210 22K 1%

TE Part # 3-2176345-0
CRGCQ 1210 2K7 1%

TE Part # 2331389-1
DET SW4.2X3.6X1.2 JB VERT.(DW) NC AG RL

TE Part # 2108517-2
DUAL BAND WiFi ANTENNA, STAMPED METAL,SMD

TE Part # 364915-E
STVC 96 M ABC VV 4-00 0606 * * 247 E007

TE Part # 374544-E
STVC 64 M AC VV 4-00 GA06 3,9 * 247 E007

Documents

Product Drawings
4G World Band, MetaSpan, Tab Mt. PCB
English

CAD Files
3D PDF
3D
Customer View Model
ENG_CVM_CVM_2118310-1_C.2d_dxf.zip
English
Customer View Model
ENG_CVM_CVM_2118310-1_C.3d_igs.zip
English
Customer View Model
ENG_CVM_CVM_2118310-1_C.3d_stp.zip
English

By downloading the CAD file I accept and agree to the Terms and Conditions of use.



Datasheets & Catalog Pages

Antenna Data Sheet 698-960, 1710-2170 & 2300-2700 MHz LTE/Cell Band Antenna

English

Product Specifications

Product Specification

English