



Terminals & Splices > Splices



Splice Type: **Parallel Splice**  
Wire Size: **.3 - 1.42 mm²**  
Sealable: **No**  
Splice Features: **Serrated**

Features

Product Type Features

Splice Accessory Type	Splice
Splice Type	Parallel Splice
Sealable	No
Compatible With Discrete Wire Type	Solid, Stranded
Wire Insulation Support Retention Type	Non-Insulation Support

Configuration Features

Compatible With Wire & Cable Type	Discrete Wire
-----------------------------------	---------------

Body Features

Product Weight	.014 g
Splice Features	Serrated

Contact Features

	300 μin
Terminal Plating Material	Nickel
Contact Base Material	Copper



Barrel Type	Closed
-------------	--------

Mechanical Attachment

Wire Insulation Support	Without
-------------------------	---------

Dimensions

Outside Diameter	3.58 mm[.141 in]
Wire Size	509 - 3260 CMA
Barrel Inside Diameter	1.65 mm[.065 in]
Terminal Material Thickness	.79 mm[.031 in]
Product Length	7.65 mm[.301 in]

Usage Conditions

Insulation Option	Uninsulated
Operating Temperature Range	343 °C[650 °F]

Operation/Application

Compatible With Wire Base Material	Copper
------------------------------------	--------

Industry Standards

Government Qualified Splice	No
-----------------------------	----

Packaging Features

Packaging Quantity	1000
Packaging Method	Loose Piece

Product Compliance

For compliance documentation, visit the product page on TE.com>

EU RoHS Directive 2011/65/EU	Compliant
EU ELV Directive 2000/53/EC	Compliant
China RoHS 2 Directive MIIT Order No 32, 2016	No Restricted Materials Above Threshold
EU REACH Regulation (EC) No. 1907/2006	Current ECHA Candidate List: JAN 2024 (240) Candidate List Declared Against: JAN 2024 (240) Does not contain REACH SVHC
Halogen Content	Low Halogen - Br, Cl, F, I < 900 ppm per homogenous material. Also BFR/CFR/PVC Free
Solder Process Capability	Not applicable for solder process capability



Product Compliance Disclaimer

This information is provided based on reasonable inquiry of our suppliers and represents our current actual knowledge based on the information they provided. This information is subject to change. The part numbers that TE has identified as EU RoHS compliant have a maximum concentration of 0.1% by weight in homogenous materials for lead, hexavalent chromium, mercury, PBB, PBDE, DBP, BBP, DEHP, DIBP, and 0.01% for cadmium, or qualify for an exemption to these limits as defined in the Annexes of Directive 2011/65/EU (RoHS2). Finished electrical and electronic equipment products will be CE marked as required by Directive 2011/65/EU. Components may not be CE marked. Additionally, the part numbers that TE has identified as EU ELV compliant have a maximum concentration of 0.1% by weight in homogenous materials for lead, hexavalent chromium, and mercury, and 0.01% for cadmium, or qualify for an exemption to these limits as defined in the Annexes of Directive 2000/53/EC (ELV). Regarding the REACH Regulation, the information TE provides on SVHC in articles for this part number is based on the latest European Chemicals Agency (ECHA) 'Guidance on requirements for substances in articles' posted at this URL: <https://echa.europa.eu/guidance-documents/guidance-on-reach>


Compatible Parts




REPRESENTATION ONLY

TE Part # 46447  
DAHT STRATO 22-10 ASSY


Customers Also Bought




TE Part # W2PD  
WEDGE LOCK, 2P, REC, BRN, DT, D




TE Part # NB-PTCO-024  
Pt100, 2.0x5.0, Class B, PTFD101B1G0




TE Part # 1198988-7  
MWTM-35/12-150/S(S50)




TE Part # 1544443-1  
CT DOUBLE INS G




TE Part # 1-292254-2  
CT RELAY HDR ASSY 12P NAT



TE Part # T1932241000-100  
H24BPR-AGC



TE Part # 3-1102703-5  
EMV.3/4.AG



TE Part # 1108669-1  
Set EMV24.ST.PG29BS



Documents

Product Drawings

SPLICE,SOLIS PARA HR 22-16

English

CAD Files

3D PDF

English

Customer View Model

ENG\_CVM\_323030\_D.3d\_igs.zip

English

Customer View Model

ENG\_CVM\_323030\_D.3d\_stp.zip

English

Customer View Model

ENG\_CVM\_323030\_D.2d\_dxf.zip

English

By downloading the CAD file I accept and agree to the [Terms and Conditions](#) of use.

Datasheets & Catalog Pages

STRATO-THERM Terminals & Splices for High Temperature Applications

English

Product Specifications

Application Specification

English