




Connectors > PCB Connectors > PCB Headers & Receptacles



PCB Connector Assembly Type: **PCB Mount Header**
PCB Mount Orientation: **Vertical**
Connector System: **Board-to-Board**
Number of Positions: **60**
Number of Rows: **2**

Features

Product Type Features

PCB Connector Assembly Type	PCB Mount Header
Connector System	Board-to-Board
Header Type	Fully Shrouded
Sealable	No
Connector & Contact Terminates To	Printed Circuit Board

Configuration Features

Connector Contact Load Condition	Fully Loaded
PCB Mount Orientation	Vertical
Number of Positions	60
Number of Rows	2
Board-to-Board Configuration	Parallel

Electrical Characteristics

Dielectric Withstanding Voltage (Max)	300 VAC
Operating Voltage	30 VAC

Body Features

PCB Retention Feature Material	Copper Alloy
PCB Retention Feature Plating Material	Tin-Lead over Nickel
Connector Profile	Standard



Primary Product ColorBlack

Contact Features

	150 µin
Mating Pin Diameter	.46 mm[.018 in]
Contact Shape & Form	Round
Contact Underplating Material	Nickel
PCB Contact Termination Area Plating Material	Tin-Lead
Contact Base Material	Phosphor Bronze
Contact Mating Area Plating Material	Gold
Contact Type	Pin
Contact Current Rating (Max)	.5 A

Termination Features

Round Termination Post & Tail Diameter	.46 mm[.018 in]
Termination Method to Printed Circuit Board	Surface Mount

Mechanical Attachment

PCB Mount Retention Type	Hold-Down Post
Mating Alignment	With
Mating Alignment Type	Keyed
PCB Mount Retention	With

Housing Features

Centerline (Pitch)	1.27 mm[.05 in]
Housing Material	Thermoplastic

Dimensions

Row-to-Row Spacing	1.27 mm[.05 in]
Stack Height	9.91 mm[.39 in]

Usage Conditions

Operating Temperature Range	-65 - 105 °C
-----------------------------	--------------

Industry Standards

Compatible With Approved Standards Products	CSA LR7189, UL E28476
UL Flammability Rating	UL 94V-0

Packaging Features

Packaging Quantity	13
--------------------	----



Packaging Method	Box, Tube
------------------	-----------

Product Compliance

For compliance documentation, visit the product page on TE.com>

EU RoHS Directive 2011/65/EU	Not Compliant
EU ELV Directive 2000/53/EC	Compliant with Exemptions
China RoHS 2 Directive MIIT Order No 32, 2016	Restricted Materials Above Threshold
EU REACH Regulation (EC) No. 1907/2006	Current ECHA Candidate List: JAN 2024 (240) Candidate List Declared Against: JAN 2024 (240) SVHC > Threshold: Pb (13% in Component Part) Article Safe Usage Statements: Do not eat, drink or smoke when using this product. Wash thoroughly after handling. Recycle if possible and dispose of the article by following all applicable governmental regulations relevant to your geographic location.
Halogen Content	Low Halogen - Br, Cl, F, I < 900 ppm per homogenous material. Also BFR/CFR/PVC Free
Solder Process Capability	Reflow solder capable to 260°C

Product Compliance Disclaimer

This information is provided based on reasonable inquiry of our suppliers and represents our current actual knowledge based on the information they provided. This information is subject to change. The part numbers that TE has identified as EU RoHS compliant have a maximum concentration of 0.1% by weight in homogenous materials for lead, hexavalent chromium, mercury, PBB, PBDE, DBP, BBP, DEHP, DIBP, and 0.01% for cadmium, or qualify for an exemption to these limits as defined in the Annexes of Directive 2011/65/EU (RoHS2). Finished electrical and electronic equipment products will be CE marked as required by Directive 2011/65/EU. Components may not be CE marked. Additionally, the part numbers that TE has identified as EU ELV compliant have a maximum concentration of 0.1% by weight in homogenous materials for lead, hexavalent chromium, and mercury, and 0.01% for cadmium, or qualify for an exemption to these limits as defined in the Annexes of Directive 2000/53/EC (ELV). Regarding the REACH Regulation, the information TE provides on SVHC in articles for this part number is based on the latest European Chemicals Agency (ECHA) 'Guidance on requirements for substances in articles' posted at this URL: <https://echa.europa.eu/guidance-documents/guidance-on-reach>


Compatible Parts



Also in the Series | AMPMODU 50/50 Grid




Connector Caps & Covers(9)



Insertion & Extraction Tools(1)

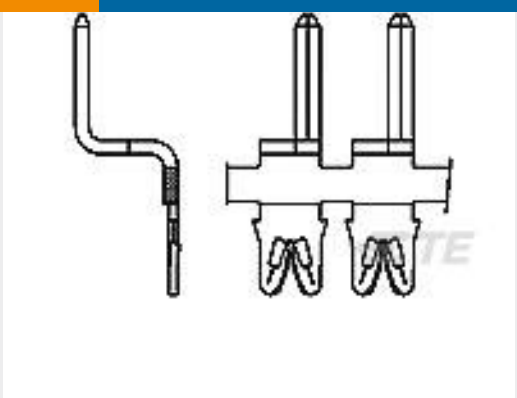


PCB Headers & Receptacles(299)



Ribbon Cable Connectors(34)

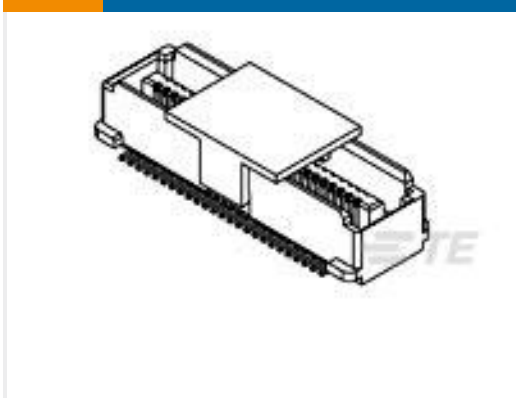
Customers Also Bought



TE Part # 1601070-2
131-137-014=TAB,059X032,STDSMZ



TE Part # Y5015-000000004245
FIXED, REAR MOUNT SOCKET CONNECTOR



TE Part # 1759898-1
0.6 BTB 50 Posn MH_5.5 Plug



TE Part # 1969605-2
2P PM PLUG VAL-U-LOK PM GW



TE Part # 277148-3
TERMINAL,COPALUM R 6 5/16



TE Part # 63754-1
TERM,MAG-MATE 27-23 016TPBR



TE Part # 6600390-1
MBXL VERT HDR 4P STR



TE Part # 103672-5
06 MTE HDR SRRA LATCH W/HLDWN



TE Part # Y5015-000000078029
LOCKING BACK NUT



TE Part # Y5015-000000077955
GROMMET

Documents

Product Drawings

60 50/50 HDR DRST SFMNT .390

English

CAD Files

3D PDF

3D

Customer View Model

ENG_CVM_CVM_104693-6_K.2d_dxf.zip



English

Customer View Model

[ENG_CVM_CVM_104693-6_K.3d_igs.zip](#)

English

Customer View Model

[ENG_CVM_CVM_104693-6_K.3d_stp.zip](#)

English

By downloading the CAD file I accept and agree to the [Terms and Conditions](#) of use.

Product Specifications

[Application Specification](#)

English

Agency Approvals

[UL Report](#)

English