



STEP-Z

TE Internal #: 6-1761614-5
PCB Mount Header, Vertical, Board-to-Board, 200 Position, 1.3 mm
[.051 in] Centerline, Partially Shrouded, Gold, Surface Mount -
Solder Ball
[View on TE.com >](#)

Connectors > PCB Connectors > PCB Headers & Receptacles



PCB Connector Assembly Type: **PCB Mount Header**
PCB Mount Orientation: **Vertical**
Connector System: **Board-to-Board**
Number of Positions: **200**
Number of Rows: **2**

Features

Product Type Features

PCB Connector Assembly Type	PCB Mount Header
Connector System	Board-to-Board
Header Type	Partially Shrouded
Sealable	No
Connector & Contact Terminates To	Printed Circuit Board

Configuration Features

Stackable	Yes
PCB Mount Orientation	Vertical
Number of Positions	200
Number of Rows	2
Board-to-Board Configuration	Parallel

Electrical Characteristics

Dielectric Withstanding Voltage (Max)	500 VAC
Insulation Resistance	18 MΩ
Operating Voltage	48 VAC

Body Features

Primary Product Color	Natural
-----------------------	---------

Contact Features



Contact Layout	Matrix
Mating Tab Width	1 mm[.04 in]
Mating Tab Thickness	.2 mm[.008 in]
Contact Shape & Form	Dual Beam, Single Beam, Square
PCB Contact Termination Area Plating Material	Tin-Silver
Contact Base Material	Copper Alloy
Contact Mating Area Plating Material	Gold
Contact Mating Area Plating Material Thickness	.76 µm[29.9212 µin]
Contact Type	Tab
Contact Current Rating (Max)	1 A

Termination Features

Termination Method to Printed Circuit Board	Surface Mount - Solder Ball
---	-----------------------------

Mechanical Attachment

Mating Retention	With
Mating Alignment	Without
PCB Mount Retention	Without
PCB Mount Alignment	Without
Connector Mounting Type	Board Mount

Housing Features

Centerline (Pitch)	1.3 mm[.051 in]
Housing Material	Thermoplastic

Dimensions

Connector Height	15.95 mm[.627 in]
Row-to-Row Spacing	2 mm[.079 in]
Stack Height	20 mm, 26 mm, 30 mm[1.181 in]
PCB Thickness (Recommended)	1.57 mm[.8 in]

Usage Conditions

Operating Temperature Range	0 - 100 °C[32 - 212 °F]
-----------------------------	-------------------------

Operation/Application

Assembly Process Feature	None
Circuit Application	Power & Signal

Industry Standards



UL Flammability Rating	UL 94V-0
------------------------	----------

Packaging Features

Packaging Quantity	25
Packaging Method	Tray

Product Compliance

For compliance documentation, visit the product page on TE.com>

EU RoHS Directive 2011/65/EU	Compliant
EU ELV Directive 2000/53/EC	Compliant
China RoHS 2 Directive MIIT Order No 32, 2016	No Restricted Materials Above Threshold
EU REACH Regulation (EC) No. 1907/2006	Current ECHA Candidate List: JAN 2024 (240) Candidate List Declared Against: JAN 2024 (240) Does not contain REACH SVHC
Halogen Content	Low Halogen - Br, Cl, F, I < 900 ppm per homogenous material. Also BFR/CFR/PVC Free
Solder Process Capability	Reflow solder capable to 260°C

Product Compliance Disclaimer

This information is provided based on reasonable inquiry of our suppliers and represents our current actual knowledge based on the information they provided. This information is subject to change. The part numbers that TE has identified as EU RoHS compliant have a maximum concentration of 0.1% by weight in homogenous materials for lead, hexavalent chromium, mercury, PBB, PBDE, DBP, BBP, DEHP, DIBP, and 0.01% for cadmium, or qualify for an exemption to these limits as defined in the Annexes of Directive 2011/65/EU (RoHS2). Finished electrical and electronic equipment products will be CE marked as required by Directive 2011/65/EU. Components may not be CE marked. Additionally, the part numbers that TE has identified as EU ELV compliant have a maximum concentration of 0.1% by weight in homogenous materials for lead, hexavalent chromium, and mercury, and 0.01% for cadmium, or qualify for an exemption to these limits as defined in the Annexes of Directive 2000/53/EC (ELV). Regarding the REACH Regulation, the information TE provides on SVHC in articles for this part number is based on the latest European Chemicals Agency (ECHA) 'Guidance on requirements for substances in articles' posted at this URL: <https://echa.europa.eu/guidance-documents/guidance-on-reach>

Compatible Parts



TE Part # 6-1761615-1
STEP-Z RCPT 11MM 200P LF ST



TE Part # 6-1761615-5
STEP-Z RCPT 15MM 200P LF ST




TE Part # 5-1761615-5
STEP-Z RCPT 05MM 200P LF ST




TE Part # 5-2007615-5
STEP-Z RCPT 05MM 200P LF HT







TE Part # 8-1761615-1
STEP-Z RCPT 05MM 200/104P LF S



TE Part # 8-1761615-2
STEP-Z RCPT 15MM 200/104P LF S




TE Part # 8-1761615-4
STEP-Z RCPT 10MM 200/120P LF S




TE Part # 8-1761615-5
STEP-Z RCPT 15MM 200/112P LF S


Customers Also Bought




TE Part # 1888247-1
20 POS SMT CONN, SFP/SFP+, 30A




TE Part # 1367646-4
Heatsink clip Stamped and Form




TE Part # 830178-2
RECTACLE




TE Part # 5406206-4
MJ ASSY,6P,8POS,SHLD,CAT5e,NS




TE Part # 2-2345017-2
QSFP-DD 1X1, CUST, W/ ZIPPER HS, COAT LP



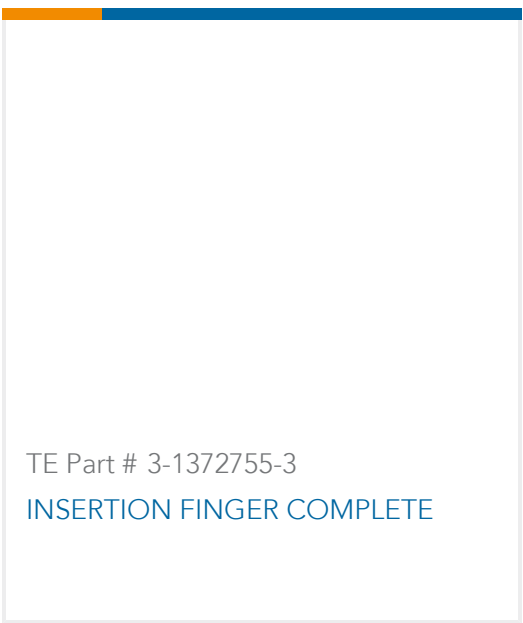
TE Part # 414969-3
SMC COAX JAM NUT,AU PLTD



TE Part # 2007570-5
Rec Assy R/A w/ H/D 38p, EVERCLEAR, T&R



TE Part # 2053022-1
C/A, DB25 175 AMP PEM



TE Part # 3-1372755-3
INSERTION FINGER COMPLETE

Documents

Product Drawings
STEP-Z PLUG 15MM 200P LF ST
English

CAD Files
Customer View Model
ENG_CVM_CVM_6-1761614-5_B.2d_dxf.zip
English
3D PDF



3D

Customer View Model

[ENG_CVM_CVM_6-1761614-5_B.3d_igs.zip](#)

English

Customer View Model

[ENG_CVM_CVM_6-1761614-5_B.3d_stp.zip](#)

English

By downloading the CAD file I accept and agree to the [Terms and Conditions](#) of use.

Datasheets & Catalog Pages

[STEP-Z Interconnection System](#)

English

Product Specifications

[Application Specification](#)

English