




Connectors > PCB Connectors > Backplane Connectors > High Speed Backplane Connectors



Number of Positions: 30

Row-to-Row Spacing: 2 mm [.078 in]

Mating Alignment: With

Mating Alignment Type: Polarization

Number of Rows: 6

Features

Product Type Features

Backplane Module Type	Left
Connector System	Board-to-Board
Connector & Contact Terminates To	Printed Circuit Board
PCB Connector Assembly Type	PCB Mount Receptacle
Shroud Style	Unshrouded

Configuration Features

Stackable	No
Backplane Architecture	Traditional Backplane
Number of Positions	30
Number of Rows	6
Number of Columns	5
PCB Mount Orientation	Right Angle

Electrical Characteristics

Operating Voltage	250 VAC
-------------------	---------



Signal Characteristics

Number of Differential Pairs per Column	3
---	---

Body Features

Guide Pin Style	ESD/HDI
Shield Material	Phosphor Bronze
Primary Product Color	Black

Contact Features

Contact Type	Receptacle
Contact Mating Area Plating Material Thickness	.5 µm[19.68 µin]
Contact Mating Area Plating Material	Tin
PCB Contact Termination Area Plating Material Finish	Matte
Contact Shape & Form	Dual Beam
Contact Underplating Material	Nickel
PCB Contact Termination Area Plating Material	Tin
Contact Base Material	Copper Alloy
Contact Current Rating (Max)	1.15 A

Termination Features

Termination Post & Tail Length	2.1 mm[.055 in][.083 in]
Termination Method to Printed Circuit Board	Through Hole - Press-Fit

Mechanical Attachment

Guide Hardware	Without
Mating Retention	Without
PCB Mount Retention	With
PCB Mount Retention Type	Action/Compliant Tail
Mating Alignment	With
Mating Alignment Type	Polarization
Connector Mounting Type	Board Mount

Housing Features

Number of Shrouded Sides	0
Housing Material	Polyester - GF
Centerline (Pitch)	2.5 mm[.098 in]

Dimensions



Connector Length	20.99 mm[.826 in]
Connector Height	11.95 mm[.47 in]
Connector Width	14.1 mm[.831 in]
PCB Thickness (Recommended)	1.4 mm
PCB Hole Diameter	.05 mm[.002 in]
Row-to-Row Spacing	2 mm[.078 in]

Usage Conditions

Operating Temperature Range	-65 - 105 °C[-85 - 221 °F]
-----------------------------	----------------------------

Operation/Application

Circuit Application	Signal
---------------------	--------

Industry Standards

UL Flammability Rating	UL 94V-0
------------------------	----------

Packaging Features

Packaging Method	Tube
------------------	------

Product Compliance

For compliance documentation, visit the product page on TE.com>

EU RoHS Directive 2011/65/EU	Compliant
EU ELV Directive 2000/53/EC	Compliant
China RoHS 2 Directive MIIT Order No 32, 2016	No Restricted Materials Above Threshold
EU REACH Regulation (EC) No. 1907/2006	Current ECHA Candidate List: JAN 2024 (240) Candidate List Declared Against: JAN 2024 (240) Does not contain REACH SVHC
Halogen Content	Low Halogen - Br, Cl, F, I < 900 ppm per homogenous material. Also BFR/CFR/PVC Free
Solder Process Capability	Not applicable for solder process capability

Product Compliance Disclaimer

This information is provided based on reasonable inquiry of our suppliers and represents our current actual knowledge based on the information they provided. This information is subject to change. The part numbers that TE has identified as EU RoHS compliant have a maximum concentration of 0.1% by weight in homogenous materials for lead, hexavalent chromium, mercury, PBB, PBDE, DBP, BBP, DEHP, DIBP, and 0.01% for cadmium, or qualify for an exemption to these limits as defined in the Annexes of Directive 2011/65/EU (RoHS2). Finished electrical and electronic equipment products will be CE marked as required by Directive 2011/65/EU. Components may not be CE marked. Additionally, the part numbers that TE has identified as EU ELV compliant have a maximum concentration of 0.1% by weight in homogenous materials for lead, hexavalent chromium, and mercury, and 0.01% for cadmium, or qualify for an exemption to these limits



as defined in the Annexes of Directive 2000/53/EC (ELV). Regarding the REACH Regulation, the information TE provides on SVHC in articles for this part number is based on the latest European Chemicals Agency (ECHA) 'Guidance on requirements for substances in articles' posted at this URL: <https://echa.europa.eu/guidance-documents/guidance-on-reach>

Compatible Parts



TE Part # 5120678-1
Z-PACK HS3 6R HDR ASSY 30P LH



TE Part # 5120677-1
Z-PACK HS3 HDR ASSY 6R 30P RH



TE Part # 5120681-1
Z-PACK HS3 HDR ASSY 30P LH FT



TE Part # 5120681-2
Z-PACK HS3 HDR ASSY 30P LH FT



TE Part # 5120969-1
Z-PACK HS3 HDR ASY 6R 30P Sn


Also in the Series | Z-PACK HS3



Connector Caps & Covers(2)



Connector Hardware(1)



High Speed Backplane Connectors(39)

Customers Also Bought



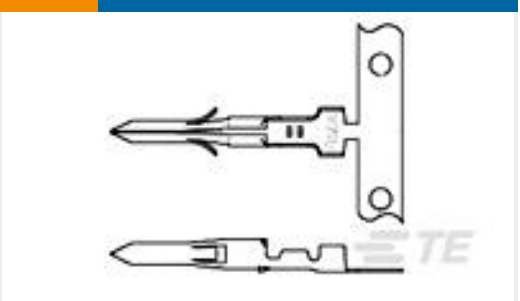
TE Part # 3-644020-3
03P MTA100 CONN ASSY 30AU



TE Part # 5787083-7
68 50SR R/A RCPT ASSY,RDSN L/F



TE Part # 2061433-1
FOAC FULLAXS BULKHEAD ASSEMBLY



TE Part # 640391-1
.062 COMM P&S PIN 24-30 PTPBR



TE Part # 1903977-1
SLIM UPM 4POS. R/A HDR ASSEMBL

TE Part # 1744525-3
EP 03P RA-HDR ASY NO 2 PIN

TE Part # 530720-2
MINI BX-RCPT ASSY 50 POS

TE Part # 5120787-1
ZP HS3 DB 06R REC 030P CT PD

TE Part # DTT-20-02
CRIMP TOOL

Documents

Product Drawings

ZP HS3 DB 06R REC 030P LT PD

English

CAD Files

3D PDF

English

Customer View Model

ENG_CVM_5120789-1_O1.2d_dxf.zip

English

Customer View Model

ENG_CVM_5120789-1_O1.3d_igs.zip

English

Customer View Model

ENG_CVM_5120789-1_O1.3d_stp.zip

English

By downloading the CAD file I accept and agree to the [Terms and Conditions](#) of use.

Datasheets & Catalog Pages

High Speed Backplane Connectors catalog - Z-PACK HS3 Connector

English

Product Specifications

Application Specification

English