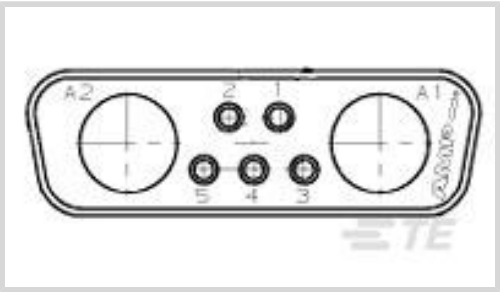




Connectors > D-Shaped Connectors > D-Sub Connectors > Box Mount D-Sub Connectors



Connector & Housing Type: **Receptacle**  
Connector System: **Cable-to-Board**  
Number of Positions: **7**  
Power/Signal/Coax Combination: **Yes**  
Connector Shell Size: **2**

Features

Product Type Features

Connector & Housing Type	Receptacle
Connector System	Cable-to-Board
Connector Shell Size	2
Sealable	No
Connector & Contact Terminates To	Printed Circuit Board

Configuration Features

PCB Mount Orientation	Vertical
Number of Positions	7
Power/Signal/Coax Combination	Yes

Body Features

Rear Shell Material	Steel
Rear Shell Plating Material	Tin
Front Shell Plating Material	Tin
Mating Retention Feature Material	Stainless Steel
Front Shell Material	Steel
D-Sub Connector Insert Arrangement	7C2

Contact Features

Contact Options	Order Separately
-----------------	------------------



Contact Type	Socket
Contact Size	Size 20, Size 8
Contact Current Rating (Max)	5 A, 10 A

Termination Features

Termination Method to Printed Circuit Board	Through Hole - Solder
Termination Method to Wire & Cable	Crimp

Mechanical Attachment

Mounting Hole Diameter	3.05 mm[.12 in]
Mating Alignment	Without

Housing Features

Centerline (Pitch)	2.77 mm[.109 in]
--------------------	------------------

Usage Conditions

Operating Temperature Range	-55 - 125 °C[-67 - 257 °F]
-----------------------------	----------------------------

Operation/Application

Circuit Application	Power & Signal
---------------------	----------------

Packaging Features

Packaging Method	Box
------------------	-----

Product Compliance

For compliance documentation, visit the product page on TE.com>

EU RoHS Directive 2011/65/EU	Compliant
EU ELV Directive 2000/53/EC	Compliant
China RoHS 2 Directive MIIT Order No 32, 2016	No Restricted Materials Above Threshold
EU REACH Regulation (EC) No. 1907/2006	Current ECHA Candidate List: JAN 2024 (240) Candidate List Declared Against: JAN 2024 (240) Does not contain REACH SVHC
Halogen Content	Not Yet Reviewed for halogen content
Solder Process Capability	Not applicable for solder process capability

Product Compliance Disclaimer

This information is provided based on reasonable inquiry of our suppliers and represents our current actual knowledge based on the information they provided. This information is subject to change. The part numbers that TE has identified as EU RoHS compliant have a maximum concentration of 0.1% by weight in homogenous materials for lead, hexavalent chromium, mercury, PBB, PBDE, DBP, BBP, DEHP, DIBP, and 0.01% for cadmium, or qualify for an exemption to these



limits as defined in the Annexes of Directive 2011/65/EU (RoHS2). Finished electrical and electronic equipment products will be CE marked as required by Directive 2011/65/EU. Components may not be CE marked. Additionally, the part numbers that TE has identified as EU ELV compliant have a maximum concentration of 0.1% by weight in homogenous materials for lead, hexavalent chromium, and mercury, and 0.01% for cadmium, or qualify for an exemption to these limits as defined in the Annexes of Directive 2000/53/EC (ELV). Regarding the REACH Regulation, the information TE provides on SVHC in articles for this part number is based on the latest European Chemicals Agency (ECHA) 'Guidance on requirements for substances in articles' posted at this URL: <https://echa.europa.eu/guidance-documents/guidance-on-reach>

Compatible Parts



TE Part # 318813-1  
EXTRACTION TOOL ASSY

Customers Also Bought



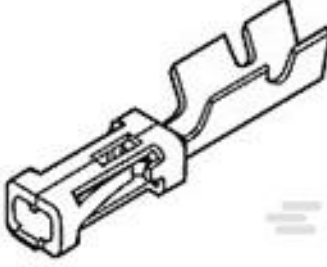
TE Part # 167292-1  
09P.HDP20 PLUG ASSY



TE Part # 5745652-1  
DIECAST STRAIN RELIEF KIT,SZ 2



TE Part # 102241-2  
04 MODIV HG COMP SR .100 POL



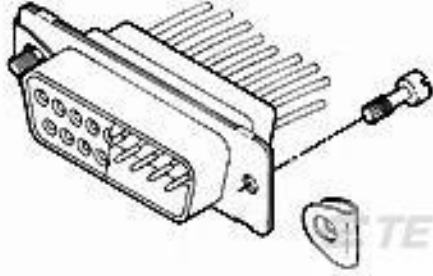
TE Part # 87809-1  
MOD V RECP PLTD 30 AU



TE Part # 140760-2  
250 FASTON,REC.,22-18 AWG,TPPB



TE Part # 2-34105-2  
SOLIS R 22-16 COMM 22-18 MIL 6



TE Part # 5207871-1  
SCREW RETAINER KIT



TE Part # EC1396-000  
06221303



TE Part # 710028-3  
XCT 70-10

Documents



Product Drawings

HD MIXED 7C2 RC.ASS

English

CAD Files

Customer View Model

ENG\_CVM\_215927-1\_C.3d\_igs.zip

English

Customer View Model

ENG\_CVM\_215927-1\_C.3d\_stp.zip

English

Customer View Model

ENG\_CVM\_215927-1\_C.2d\_dxf.zip

English

3D PDF

English

By downloading the CAD file I accept and agree to the [Terms and Conditions](#) of use.

Product Specifications

Ocena wizualna zlaczy HD20 WTW

Workmanship Specification