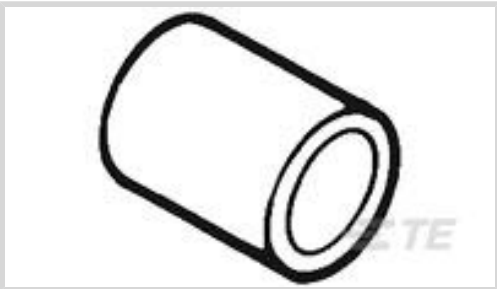




Connectors > Connector Accessories > Connector Strain Relief



Strain Relief Accessory Type: **Ferrule**
Primary Product Material: **Copper Alloy**
Packaging Method: **Bag**
Packaging Quantity: **100**

Features

Product Type Features

Strain Relief Accessory Type	Ferrule
------------------------------	---------

Body Features

Primary Product Material	Copper Alloy
--------------------------	--------------

Dimensions

Product Length	10.16 mm[.4 in]
----------------	-----------------

Packaging Features

Packaging Method	Bag
Packaging Quantity	100

Product Compliance

[For compliance documentation, visit the product page on TE.com>](#)

EU RoHS Directive 2011/65/EU	Compliant
EU ELV Directive 2000/53/EC	Compliant
China RoHS 2 Directive MIIT Order No 32, 2016	No Restricted Materials Above Threshold
EU REACH Regulation (EC) No. 1907/2006	Current ECHA Candidate List: JAN 2024 (240) Candidate List Declared Against: JAN 2024 (240) Does not contain REACH SVHC
Halogen Content	Low Halogen - Br, Cl, F, I < 900 ppm per homogenous material. Also BFR/CFR/PVC Free



Solder Process Capability

Not applicable for solder process capability

Product Compliance Disclaimer

This information is provided based on reasonable inquiry of our suppliers and represents our current actual knowledge based on the information they provided. This information is subject to change. The part numbers that TE has identified as EU RoHS compliant have a maximum concentration of 0.1% by weight in homogenous materials for lead, hexavalent chromium, mercury, PBB, PBDE, DBP, BBP, DEHP, DIBP, and 0.01% for cadmium, or qualify for an exemption to these limits as defined in the Annexes of Directive 2011/65/EU (RoHS2). Finished electrical and electronic equipment products will be CE marked as required by Directive 2011/65/EU. Components may not be CE marked. Additionally, the part numbers that TE has identified as EU ELV compliant have a maximum concentration of 0.1% by weight in homogenous materials for lead, hexavalent chromium, and mercury, and 0.01% for cadmium, or qualify for an exemption to these limits as defined in the Annexes of Directive 2000/53/EC (ELV). Regarding the REACH Regulation, the information TE provides on SVHC in articles for this part number is based on the latest European Chemicals Agency (ECHA) 'Guidance on requirements for substances in articles' posted at this URL: <https://echa.europa.eu/guidance-documents/guidance-on-reach>

Compatible Parts

TE Part # 229974-1
ASSY, PLUG, 50 POS, B SLOT

Also in the Series | CHAMP Docking Connectors

Connector Caps & Covers(28)

Connector Hardware(30)


Connector Strain Relief(3)

Docking Connectors(25)


IDC D-Sub Connectors(64)

Customers Also Bought







TE Part # DT04-2P
REC, 2P, GRY, N




TE Part # DT06-2S
PLG, 2P, GRY, N



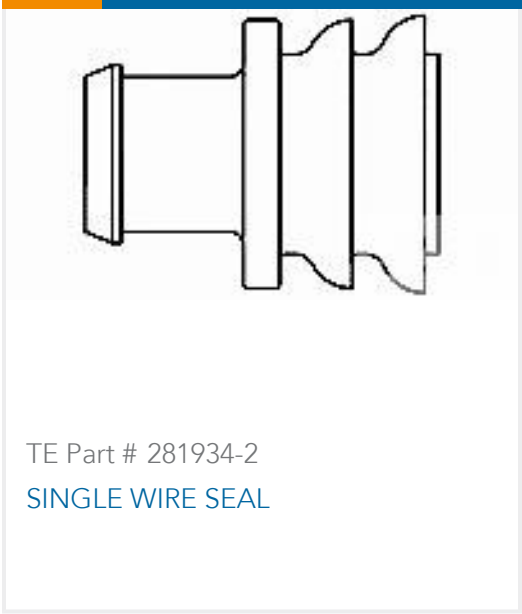
TE Part # W2S
Wedgelocks: DEUTSCH DT




TE Part # 0460-202-16141
DEUTSCH Solid Contacts



TE Part # 282104-1
AMP SUPERSEAL 1.5MM,
CONNECTOR HOUSING



TE Part # 281934-2
SINGLE WIRE SEAL



TE Part # 114017-ZZ
SEALING PLUG, SIZE 12/16, WHT

Documents

Product Drawings

FERRULE, INNER, SHLD CHAMP

English

CAD Files

3D PDF

3D

Customer View Model

ENG_CVM_CVM_554725-5_A.2d_dxf.zip

English

Customer View Model

ENG_CVM_CVM_554725-5_A.3d_igs.zip

English

Customer View Model

ENG_CVM_CVM_554725-5_A.3d_stp.zip

English

By downloading the CAD file I accept and agree to the [Terms and Conditions](#) of use.

Instruction Sheets

Instruction Sheet (U.S.)

English

AMP* SHIELDED CHAMP* 180 DEG CONNECTOR KITS AND COVER KITS

English

Agency Approvals

CSA Certificate

English

