




TE Internal #: 1-2273107-1  
M12 Cable Assembly, 4 Position, .3 m, Sensor/Actuator, Code A,  
M12 Plug, M12 Socket, Double Ended, Plastic  
[View on TE.com >](#)

Cable Assemblies > Copper Cable Assemblies > M8/M12 Cable Assemblies > M12 A-Code Y-Cable Assembly



M8/M12 Application Type: **Sensor/Actuator**  
Number of Positions: **4**  
Connector & Keying Code: **A**  
Connector Type (End A): **M12 Plug**  
Connector Type (End B): **M12 Socket**

[All M12 A-Code Y-Cable Assembly \(10\)](#)

Features

Product Type Features

Connector Type (End A)	M12 Plug
Connector Type (End B)	M12 Socket
Cable Assembly Type	M12

Configuration Features

Number of Positions	4
---------------------	---

Electrical Characteristics

Operating Voltage	250 VAC
-------------------	---------

Body Features

Cable Color	Black
Connector Color (End B)	Black
Connector Color (End A)	Black
Jacket Material	PVC
Wire Color (Base)	Brown, White, Blue, Black



Connector & Keying Code	A
-------------------------	---

Contact Features

Contact Current Rating (Max)	4 A
------------------------------	-----

Mechanical Attachment

Thread Size	M12
Connector Orientation (End A)	Straight
Connector Orientation (End B)	Straight

Housing Features

Housing Material	Plastic
------------------	---------

Dimensions

Outside Cable Diameter	4.9 mm[.192 in]
Wire Size	.326 mm²

Usage Conditions

Operating Temperature Range	-30 - 80 °C[-22 - 176 °F]
-----------------------------	---------------------------

Operation/Application

M8/M12 Application Type	Sensor/Actuator
Shielded	No

Packaging Features

Packaging Method	Box
------------------	-----

Other

Field Serviceable	Yes
Cable Assembly Length	.3 m
Cable Assembly Configuration	Double Ended

Product Compliance

For compliance documentation, visit the product page on TE.com>

EU RoHS Directive 2011/65/EU	Compliant
EU ELV Directive 2000/53/EC	Compliant
China RoHS 2 Directive MIIT Order No 32, 2016	No Restricted Materials Above Threshold
EU REACH Regulation (EC) No. 1907/2006	Current ECHA Candidate List: JAN 2024 (240) Candidate List Declared Against: JAN 2022 (223)



Does not contain REACH SVHC

Halogen Content	Not Low Halogen - contains Br or Cl > 900 ppm.
Solder Process Capability	Not applicable for solder process capability

Product Compliance Disclaimer

This information is provided based on reasonable inquiry of our suppliers and represents our current actual knowledge based on the information they provided. This information is subject to change. The part numbers that TE has identified as EU RoHS compliant have a maximum concentration of 0.1% by weight in homogenous materials for lead, hexavalent chromium, mercury, PBB, PBDE, DBP, BBP, DEHP, DIBP, and 0.01% for cadmium, or qualify for an exemption to these limits as defined in the Annexes of Directive 2011/65/EU (RoHS2). Finished electrical and electronic equipment products will be CE marked as required by Directive 2011/65/EU. Components may not be CE marked. Additionally, the part numbers that TE has identified as EU ELV compliant have a maximum concentration of 0.1% by weight in homogenous materials for lead, hexavalent chromium, and mercury, and 0.01% for cadmium, or qualify for an exemption to these limits as defined in the Annexes of Directive 2000/53/EC (ELV). Regarding the REACH Regulation, the information TE provides on SVHC in articles for this part number is based on the latest European Chemicals Agency (ECHA) 'Guidance on requirements for substances in articles' posted at this URL: <https://echa.europa.eu/guidance-documents/guidance-on-reach>


Compatible Parts



TE Part # T4151110003-001


RPC-M12-MS-3CON-PVC-0.5

Customers Also Bought




TE Part # T2113000201-000

HMN-RJ45-F




TE Part # T1500062000-000

H6B-AGS




TE Part # T1240160121-000

H16B-TGH-PG21




TE Part # T1329100121-000

H10A-TG-PG21




TE Part # T2079104101-000

H10A-T1-M



TE Part # T3609210101-000

DLX-21-MS



TE Part # T1509101000-000

H10A-AGS



Documents

Product Drawings

M12 Y conn Male to 2xM12 Female A

English

CAD Files

3D PDF

3D

Customer View Model

ENG\_CVM\_CVM\_1-2273107-1\_A.2d\_dxf.zip

English

Customer View Model

ENG\_CVM\_CVM\_1-2273107-1\_A.3d\_igs.zip

English

Customer View Model

ENG\_CVM\_CVM\_1-2273107-1\_A.3d\_stp.zip

English

By downloading the CAD file I accept and agree to the [Terms and Conditions](#) of use.

Datasheets & Catalog Pages

M8 / M12 Connector System Catalog

English

Product Specifications

Product Specification

English