




Connectors > PCB Connectors > PCB Headers & Receptacles



PCB Connector Assembly Type: **PCB Mount Receptacle**

PCB Mount Orientation: **Right Angle**

Connector System: **Board-to-Board**

Number of Positions: **120**

Number of Rows: **4**

Features

Product Type Features

PCB Connector Assembly Type	PCB Mount Receptacle
Connector System	Board-to-Board
Sealable	No
Connector & Contact Terminates To	Printed Circuit Board

Configuration Features

Stackable	No
PCB Mount Orientation	Right Angle
Number of Positions	120
Number of Rows	4

Electrical Characteristics

Insulation Resistance	4 MΩ
-----------------------	------

Body Features

Primary Product Color	Black
-----------------------	-------



Contact Features

PCB Contact Termination Area Plating Material Thickness	1.27 - 2.54 µm[3.937 µin]
Contact Layout	Matrix
Contact Shape & Form	Four Beam
PCB Contact Termination Area Plating Material	Tin
Contact Base Material	Copper Alloy
Contact Mating Area Plating Material	Gold
Contact Mating Area Plating Material Thickness	.76 µm[30 µin]
Contact Type	Socket
Contact Current Rating (Max)	3 A

Termination Features

Rectangular Termination Post & Tail Thickness	.25 mm[.01 in]
Rectangular Termination Post & Tail Width	.58 mm[.023 in]
Termination Post & Tail Length	3.05 mm[.12 in]
Termination Method to Printed Circuit Board	Through Hole - Solder

Mechanical Attachment

Mating Alignment	Without
PCB Mount Retention	Without
PCB Mount Alignment	Without
Connector Mounting Type	Board Mount

Housing Features

Centerline (Pitch)	2.54 mm[.1 in]
Housing Material	Thermoplastic

Dimensions

Connector Height	11.02 mm[.433 in]
PCB Thickness (Recommended)	2.36 mm[.76 in]

Usage Conditions

Housing Temperature Rating	High
Operating Temperature Range	-65 - 125 °C[-85 - 257 °F]

Operation/Application

Circuit Application	Signal
---------------------	--------

Industry Standards



UL Flammability Rating	UL 94V-0
------------------------	----------

Packaging Features

Packaging Quantity	6
Packaging Method	Tube

Product Compliance


For compliance documentation, visit the product page on TE.com>

EU RoHS Directive 2011/65/EU	Compliant
EU ELV Directive 2000/53/EC	Compliant
China RoHS 2 Directive MIIT Order No 32, 2016	No Restricted Materials Above Threshold
EU REACH Regulation (EC) No. 1907/2006	Current ECHA Candidate List: JAN 2024 (240) Candidate List Declared Against: JUL 2021 (219) Does not contain REACH SVHC
Halogen Content	BFR/CFR/PVC Free, but Br/Cl >900 ppm in other sources.
Solder Process Capability	Pin-in-Paste capable to 260°C

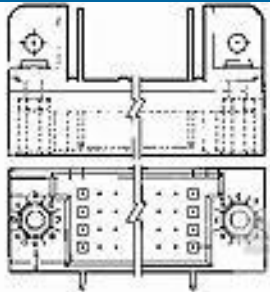
Product Compliance Disclaimer

This information is provided based on reasonable inquiry of our suppliers and represents our current actual knowledge based on the information they provided. This information is subject to change. The part numbers that TE has identified as EU RoHS compliant have a maximum concentration of 0.1% by weight in homogenous materials for lead, hexavalent chromium, mercury, PBB, PBDE, DBP, BBP, DEHP, DIBP, and 0.01% for cadmium, or qualify for an exemption to these limits as defined in the Annexes of Directive 2011/65/EU (RoHS2). Finished electrical and electronic equipment products will be CE marked as required by Directive 2011/65/EU. Components may not be CE marked. Additionally, the part numbers that TE has identified as EU ELV compliant have a maximum concentration of 0.1% by weight in homogenous materials for lead, hexavalent chromium, and mercury, and 0.01% for cadmium, or qualify for an exemption to these limits as defined in the Annexes of Directive 2000/53/EC (ELV). Regarding the REACH Regulation, the information TE provides on SVHC in articles for this part number is based on the latest European Chemicals Agency (ECHA) 'Guidance on requirements for substances in articles' posted at this URL: <https://echa.europa.eu/guidance-documents/guidance-on-reach>


Compatible Parts




TE Part # 532436-2
HDI PIN ASSY 4 ROW 120 POS



TE Part # 533286-2
HDI PIN ASSY 4 ROW 120 POS R/A



TE Part # 5532436-2
HDI PIN ASSY 4 ROW 120 POS



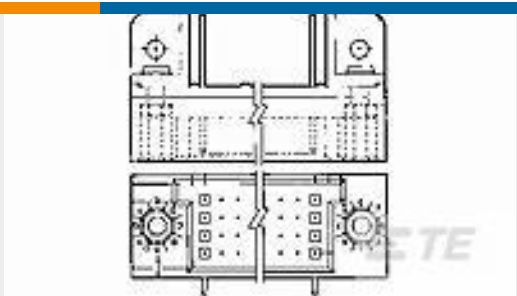
TE Part # 1-533935-1
HDI PIN ASSY 4 ROW 120 POS



TE Part # 532448-2
HDI PIN ASSY 4 ROW 120 POS

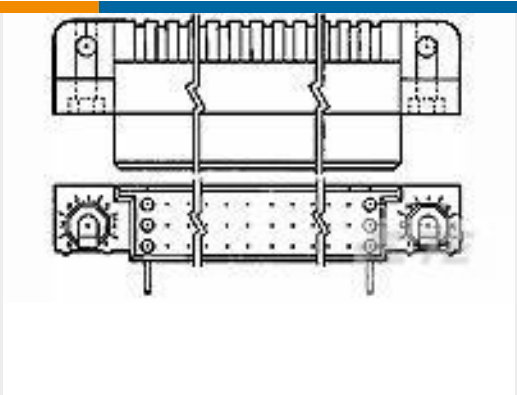


TE Part # 5532448-2
ASSY,PIN,VERTICAL,HDI,LEAD-FREE, 4ROW,W/O



TE Part # 5533286-2
ASSY,PIN,RIGHT ANGLE,HDI,LEAD-

Customers Also Bought



TE Part # 533268-6
HDI RECP ASSY 3 ROW 135 POS



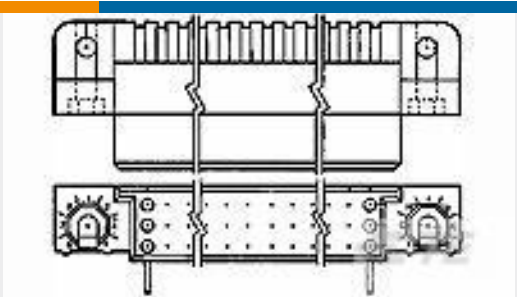
TE Part # YDTS20F21-35ACV001
RECP ASSY



TE Part # 867962-1
LGH RECEPTACLE



TE Part # 1617149-4
JMGSC-26LW = M39016/41-052L



TE Part # 533268-1
HDI RECP ASSY 3 ROW 75 POS



TE Part # 2169662-9
A/L UNIV HDR 40P VERT SHT LAT



TE Part # 598213-8
HDI RECP ASSY 3 ROW 165 POS NO LUBE



TE Part # 6392271-1
Z-PACK/AB-19 M-HDR 95 POS

Documents

Product Drawings
ASSY,RECPT,R.ANGLE,HDI,LEAD-FR

English

CAD Files

3D PDF

3D

Customer View Model

ENG_CVM_CVM_1-5532903-2_A.2d_dxf.zip

English

Customer View Model

ENG_CVM_CVM_1-5532903-2_A.3d_igs.zip

English

Customer View Model

ENG_CVM_CVM_1-5532903-2_A.3d_stp.zip

English

By downloading the CAD file I accept and agree to the [Terms and Conditions](#) of use.



Datasheets & Catalog Pages

1-1773957-5_AMP_HDI_BTBTB_CONNECTORS_EN

English

Product Specifications

Application Specification

English

Instruction Sheets

Instruction Sheet (U.S.)

English