



Connectors > PCB Connectors > PCB Headers & Receptacles



PCB Connector Assembly Type: **PCB Mount Header**

PCB Mount Orientation: **Vertical**

Connector System: **Board-to-Board**

Number of Positions: **200**

Number of Rows: **2**

Features

Product Type Features

PCB Connector Assembly Type	PCB Mount Header
Connector System	Board-to-Board
Header Type	Fully Shrouded
Sealable	No
Connector & Contact Terminates To	Printed Circuit Board

Configuration Features

PCB Mount Orientation	Vertical
Number of Positions	200
Number of Rows	2

Electrical Characteristics

Insulation Resistance	2 MΩ
-----------------------	------

Body Features

Primary Product Color	Natural
-----------------------	---------



Contact Features

Mating Square Post Dimension	.64 mm[.025 in]
PCB Contact Termination Area Plating Material Thickness	.1 μm[3.937 μin]
Contact Shape & Form	Four Beam
PCB Contact Termination Area Plating Material	Tin
Contact Base Material	Phosphor Bronze
Contact Mating Area Plating Material	Gold
	29.9212 μin
Contact Type	Pin
Contact Current Rating (Max)	3 A

Termination Features

Square Termination Post & Tail Dimension	.64 mm[.025 in]
Termination Post & Tail Length	6.35 mm[.25 in]
Termination Method to Printed Circuit Board	Through Hole - Press-Fit

Mechanical Attachment

PCB Mount Retention Type	Action/Compliant Tail
Mating Alignment	Without
PCB Mount Retention	With
PCB Mount Alignment	Without
Connector Mounting Type	Board Mount

Housing Features

Centerline (Pitch)	2.54 mm[.1 in]
Housing Material	Thermoplastic

Dimensions

Connector Height	11.73 mm[.461 in]
------------------	-------------------

Usage Conditions

Housing Temperature Rating	High
Operating Temperature Range	-65 - 125 °C[-85 - 257 °F]

Operation/Application

Circuit Application	Signal
---------------------	--------

Industry Standards

UL Flammability Rating	UL 94V-0
------------------------	----------



Packaging Features

Packaging Quantity	2
Packaging Method	Tube

Product Compliance

For compliance documentation, visit the product page on TE.com>

EU RoHS Directive 2011/65/EU	Compliant
EU ELV Directive 2000/53/EC	Compliant
China RoHS 2 Directive MIIT Order No 32, 2016	No Restricted Materials Above Threshold
EU REACH Regulation (EC) No. 1907/2006	Current ECHA Candidate List: JAN 2024 (240) Candidate List Declared Against: JAN 2021 (211) Does not contain REACH SVHC
Halogen Content	BFR/CFR/PVC Free, but Br/Cl >900 ppm in other sources.
Solder Process Capability	Not applicable for solder process capability

Product Compliance Disclaimer

This information is provided based on reasonable inquiry of our suppliers and represents our current actual knowledge based on the information they provided. This information is subject to change. The part numbers that TE has identified as EU RoHS compliant have a maximum concentration of 0.1% by weight in homogenous materials for lead, hexavalent chromium, mercury, PBB, PBDE, DBP, BBP, DEHP, DIBP, and 0.01% for cadmium, or qualify for an exemption to these limits as defined in the Annexes of Directive 2011/65/EU (RoHS2). Finished electrical and electronic equipment products will be CE marked as required by Directive 2011/65/EU. Components may not be CE marked. Additionally, the part numbers that TE has identified as EU ELV compliant have a maximum concentration of 0.1% by weight in homogenous materials for lead, hexavalent chromium, and mercury, and 0.01% for cadmium, or qualify for an exemption to these limits as defined in the Annexes of Directive 2000/53/EC (ELV). Regarding the REACH Regulation, the information TE provides on SVHC in articles for this part number is based on the latest European Chemicals Agency (ECHA) 'Guidance on requirements for substances in articles' posted at this URL: <https://echa.europa.eu/guidance-documents/guidance-on-reach>

Compatible Parts




TE Part # 1-532428-5  
HDI RECP ASSY 2 ROW 200 POS




TE Part # 1-5532428-5  
ASSY,RECPT,R.ANGLE,HDI,LEAD-FR

Customers Also Bought







TE Part # DT04-2P  
REC, 2P, GRY, N




TE Part # W2S  
Wedgelocks: DEUTSCH DT



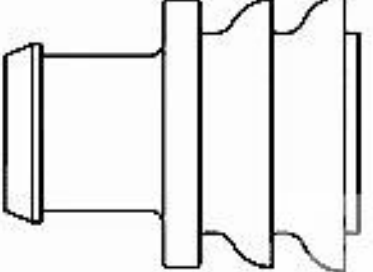
TE Part # 0460-202-16141  
DEUTSCH Solid Contacts




TE Part # 282104-1  
AMP SUPERSEAL 1.5MM,  
CONNECTOR HOUSING



TE Part # DT06-2S  
PLG, 2P, GRY, N



TE Part # 281934-2  
SINGLE WIRE SEAL



TE Part # 114017-ZZ  
SEALING PLUG, SIZE 12/16, WHT

Documents

Product Drawings

ASSY,PIN,VERTICAL,HDI,LEAD-FRE

English

CAD Files

3D PDF

3D

Customer View Model

ENG\_CVM\_CVM\_1-5532446-9\_A.2d\_dxf.zip

English

Customer View Model

ENG\_CVM\_CVM\_1-5532446-9\_A.3d\_igs.zip

English

Customer View Model

ENG\_CVM\_CVM\_1-5532446-9\_A.3d\_stp.zip

English

By downloading the CAD file I accept and agree to the [Terms and Conditions](#) of use.

Datasheets & Catalog Pages

1-1773957-5\_AMP\_HDI\_BTBT\_CONNECTORS\_EN

English

Product Specifications

Application Specification

English

Instruction Sheets

Instruction Sheet (U.S.)

1-5532446-9

PCB Mount Header, Vertical, Board-to-Board, 200 Position, 2.54 mm [.1 in] Centerline,  
Fully Shrouded, Gold, Through Hole - Press-Fit, Signal, Natural



English