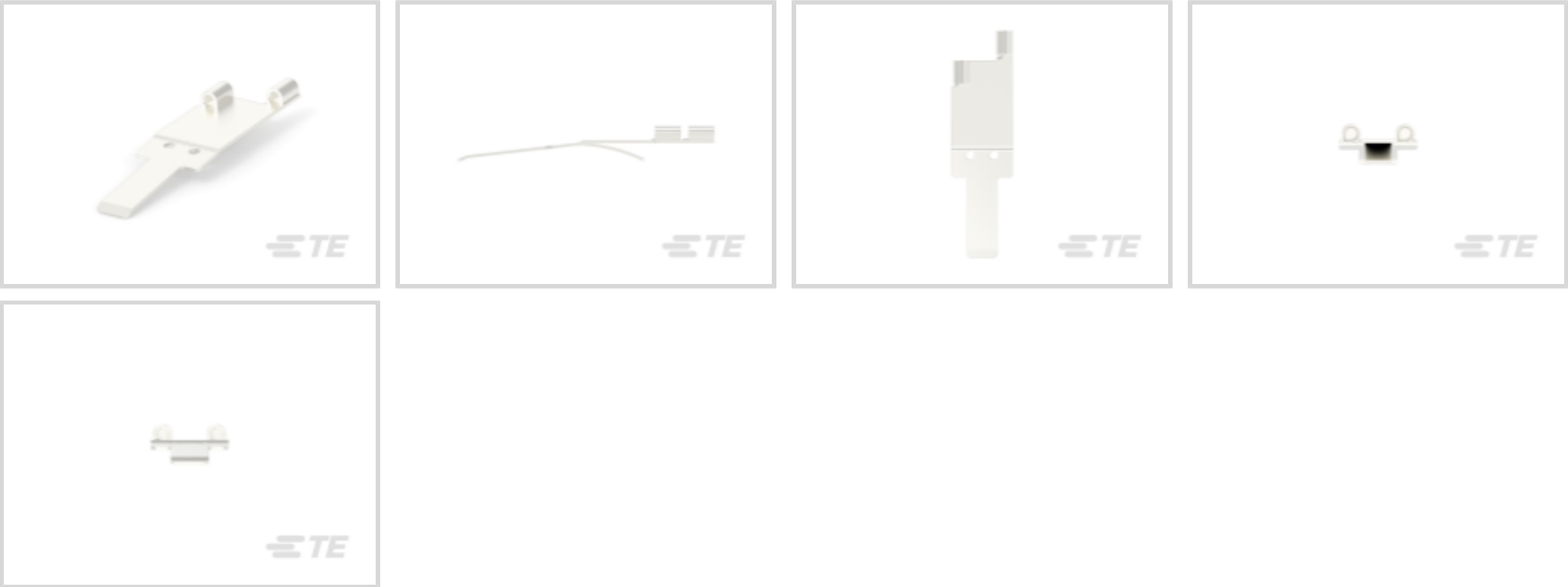




TE Internal #: 53112-1  
Splices, 20 - 16 AWG Wire Size, .5 - 1.25 mm² Wire Size, Serrated, 8  
Serration, Length 1.63 in [41.1 mm], Bag, Open, Stranded Wire,  
Discrete Wire  
[View on TE.com >](#)

Terminals & Splices > Splices



Wire Size: .5 - 1.25 mm²  
Sealable: No  
Splice Features: **Serrated**  
Terminal Material Thickness: .51 mm [ .021 in ]

Features

Product Type Features

Sealable	No
Compatible With Discrete Wire Type	Stranded
Wire Insulation Support Retention Type	Non-Insulation Support

Configuration Features

Number of Serrations	8
Compatible With Wire & Cable Type	Discrete Wire

Body Features

Splice Features	Serrated
-----------------	----------

Contact Features

Terminal Plating Material	Silver
Barrel Type	Open

Termination Features

Termination Method to Wire & Cable	Crimp
------------------------------------	-------

Mechanical Attachment

Wire Insulation Support	Without
-------------------------	---------



Dimensions

Wire Size	.5 - 1.25 mm²
Terminal Material Thickness	.51 mm[.021 in]
Product Length	41.1 mm[1.63 in]

Usage Conditions

Insulation Option	Uninsulated
-------------------	-------------

Industry Standards

Government Qualified Splice	No
-----------------------------	----

Packaging Features

Packaging Quantity	100
Packaging Method	Bag

Product Compliance

For compliance documentation, visit the product page on TE.com>

EU RoHS Directive 2011/65/EU	Compliant
EU ELV Directive 2000/53/EC	Compliant
China RoHS 2 Directive MIIT Order No 32, 2016	No Restricted Materials Above Threshold
EU REACH Regulation (EC) No. 1907/2006	Current ECHA Candidate List: JAN 2024 (240) Candidate List Declared Against: JAN 2024 (240) Does not contain REACH SVHC
Halogen Content	Low Halogen - Br, Cl, F, I < 900 ppm per homogenous material. Also BFR/CFR/PVC Free
Solder Process Capability	Not applicable for solder process capability

Product Compliance Disclaimer

This information is provided based on reasonable inquiry of our suppliers and represents our current actual knowledge based on the information they provided. This information is subject to change. The part numbers that TE has identified as EU RoHS compliant have a maximum concentration of 0.1% by weight in homogenous materials for lead, hexavalent chromium, mercury, PBB, PBDE, DBP, BBP, DEHP, DIBP, and 0.01% for cadmium, or qualify for an exemption to these limits as defined in the Annexes of Directive 2011/65/EU (RoHS2). Finished electrical and electronic equipment products will be CE marked as required by Directive 2011/65/EU. Components may not be CE marked. Additionally, the part numbers that TE has identified as EU ELV compliant have a maximum concentration of 0.1% by weight in homogenous materials for lead, hexavalent chromium, and mercury, and 0.01% for cadmium, or qualify for an exemption to these limits as defined in the Annexes of Directive 2000/53/EC (ELV). Regarding the REACH Regulation, the information TE provides on SVHC in articles for this part number is based on the latest European Chemicals Agency (ECHA) 'Guidance on requirements for substances in articles' posted at this URL: <https://echa.europa.eu/guidance-documents/guidance-on-reach>

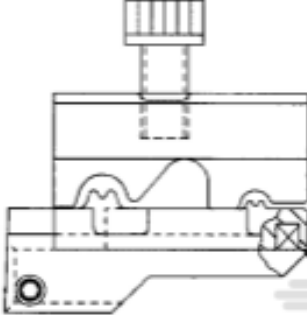


Compatible Parts




REPRESENTATION ONLY

TE Part # 68074-1  
DAHT AMP SOLIS FLAG 20-16 ASSY

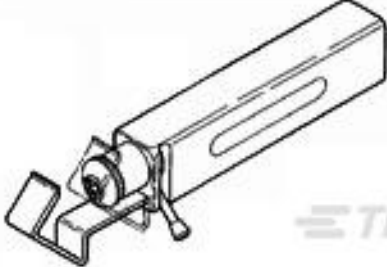


TE Part # 58507-1  
TERM BODY FLAG RELAY 20-10 DIE SET


Customers Also Bought




TE Part # 6609048-5  
6EQ1=F7262 S0




TE Part # 606700-1  
CABLE STRIPPER 1.00"DIA.



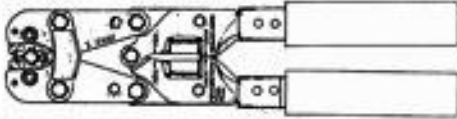
TE Part # 9-1393113-7  
KUEP-3D15-110=KU




TE Part # 8-1393117-0  
KUP-14A15-240=KU




TE Part # 2-320563-3  
PIDG Ring Tongue Terminals




TE Part # 601075-1  
BANTAM ROTA-CRIMP TOOL (ASI)



TE Part # 36916  
TERMINAL,SOLIS R 1/0 5/16



TE Part # 33467  
TERMINAL,SOLIS R 6 3/8



TE Part # 321866  
BODY SOLIS RING 1/0 1/4

Documents

Product Drawings  
FLAG RELAY, SPECIAL-RR 20-16

English

CAD Files  
3D PDF  
3D



Customer View Model

[ENG\\_CVM\\_CVM\\_53112-1\\_Z.2d\\_dxf.zip](#)

English

Customer View Model

[ENG\\_CVM\\_CVM\\_53112-1\\_Z.3d\\_igs.zip](#)

English

Customer View Model

[ENG\\_CVM\\_CVM\\_53112-1\\_Z.3d\\_stp.zip](#)

English

By downloading the CAD file I accept and agree to the [Terms and Conditions](#) of use.

Datasheets & Catalog Pages

[RADIATION\\_RESISTANT\\_PRE-INSULATED\\_TERMINALS\\_SPLICES](#)

English