



Connectors > Automotive Connectors > Automotive Housings > Heavy Duty Sealed Connector Series Housings



Connector System: **Wire-to-Wire**
Number of Positions: **6**
Connector & Housing Type: **Housing for Female Terminals**
Centerline (Pitch): **4 mm [.157 in]**
Sealable: **Yes**

[All Heavy Duty Sealed Connector Series Housings \(204\)](#)

Features

Product Type Features

Mixed & Hybrid Connector	No
Connector Shape	Rectangular
Connector System	Wire-to-Wire
Connector & Housing Type	Housing for Female Terminals
Sealable	Yes
Connector & Contact Terminates To	Wire & Cable
Primary Locking Feature	On the Terminal

Configuration Features

Number of Positions	6
Number of Rows	2

Electrical Characteristics

Operating Voltage	60 VDC
-------------------	--------

Body Features

Cable Exit Angle	180°
Primary Product Color	Black
Connector & Keying Code	B



Contact Features

Contact Size	1.5K
Contact Type	Receptacle
Mating Tab Width	1.5 mm[.059 in]
Contact Current Rating (Max)	20 A

Mechanical Attachment

Terminal Position Assurance	Yes
Strain Relief	Without
Mating Alignment Type	Keyed
Mating Alignment	With
Connector Mounting Type	Cable Mount (Free-Hanging)

Housing Features

Housing Material	PBT GF
Centerline (Pitch)	4 mm[.157 in]

Dimensions

Connector Height	31.25 mm[1.23 in]
Product Width	25.7 mm[1.012 in]
Product Length	43 mm[1.693 in]
Row-to-Row Spacing	2.54 mm[.1 in]

Usage Conditions

Operating Temperature (Max)	140 °C[284 °F]
Operating Temperature Range	-40 - 140 °C[-40 - 284 °F]

Operation/Application

Circuit Application	Power
---------------------	-------

Industry Standards

Degree of Protection	IP67
UL Flammability Rating	UL 94V-0

Packaging Features

Packaging Quantity	400
Packaging Method	Carton

Other

--	--



Serviceable	Yes
Connector Position Assurance Capable	No

Product Compliance

For compliance documentation, visit the product page on TE.com>

EU RoHS Directive 2011/65/EU	Compliant
EU ELV Directive 2000/53/EC	Compliant
China RoHS 2 Directive MIIT Order No 32, 2016	No Restricted Materials Above Threshold
EU REACH Regulation (EC) No. 1907/2006	Current ECHA Candidate List: JAN 2024 (240) Candidate List Declared Against: JAN 2024 (240) Does not contain REACH SVHC
Halogen Content	Not Low Halogen - contains Br or Cl > 900 ppm.
Solder Process Capability	Not applicable for solder process capability

Product Compliance Disclaimer

This information is provided based on reasonable inquiry of our suppliers and represents our current actual knowledge based on the information they provided. This information is subject to change. The part numbers that TE has identified as EU RoHS compliant have a maximum concentration of 0.1% by weight in homogenous materials for lead, hexavalent chromium, mercury, PBB, PBDE, DBP, BBP, DEHP, DIBP, and 0.01% for cadmium, or qualify for an exemption to these limits as defined in the Annexes of Directive 2011/65/EU (RoHS2). Finished electrical and electronic equipment products will be CE marked as required by Directive 2011/65/EU. Components may not be CE marked. Additionally, the part numbers that TE has identified as EU ELV compliant have a maximum concentration of 0.1% by weight in homogenous materials for lead, hexavalent chromium, and mercury, and 0.01% for cadmium, or qualify for an exemption to these limits as defined in the Annexes of Directive 2000/53/EC (ELV). Regarding the REACH Regulation, the information TE provides on SVHC in articles for this part number is based on the latest European Chemicals Agency (ECHA) 'Guidance on requirements for substances in articles' posted at this URL: <https://echa.europa.eu/guidance-documents/guidance-on-reach>

Compatible Parts



TE Part # CAT-H3399-CH8172
Heavy Duty Sealed Connector Series
Housings



TE Part # 2112300-1
PROTECTION CAP, FOR REC.HSG
GROUP B



TE Part # 964972-1
EINZELLEITERDICHTNG



TE Part # 965786-1
ABDECKKAPPE 180GRD





TE Part # CAT-AM705-T273
AMP MCP, RECEPTACLE AND TAB




TE Part # 2-2377477-1
6POS, TAB1.5X0.64, HDR ASSY, 180DEG, COD B




TE Part # 9-2112300-9
PROTECTION CAP, FOR REC.HSG GROUP B


Also in the Series | Heavy Duty Sealed Connector Series



Automotive Connector Caps & Covers (25)



Automotive Housings(207)




Connector Seals & Cavity Plugs(5)



Data Connectivity Headers(2)



Data Connectivity Housings(16)



Other Automotive Connector Accessories(34)



PCB Headers & Receptacles(1)

Customers Also Bought



TE Part # 2-1703820-1
Heavy Duty Sealed Connector Series Housings



TE Part # 1418917-1
MULTI CORE CABLE ADAPTER 180 DEGREE



TE Part # 880686-2
.140 DIA SOCKET

TE Part # ESA201M01340500000
915 PLUG

TE Part # ESB002F02330001000
615 PLUG

TE Part # 1599962-2
MAXI FUSE BOX WITH JCASE ASSY



Documents

Product Drawings
6POS,AMP MCP1.5K,REC. HSG, COD
English

CAD Files
Customer View Model
ENG_CVM_CVM_2-1418469-1_J.2d_dxf.zip
English
3D PDF
3D
Customer View Model
ENG_CVM_CVM_2-1418469-1_J.3d_igs.zip
English
Customer View Model
ENG_CVM_CVM_2-1418469-1_J.3d_stp.zip
English

By downloading the CAD file I accept and agree to the [Terms and Conditions](#) of use.

Datasheets & Catalog Pages
HDSCS Catalog
English
ICT Terminals and Connectors Catalogue
English
CONNECTOR SELECTOR
English

Product Specifications
Application Specification
English