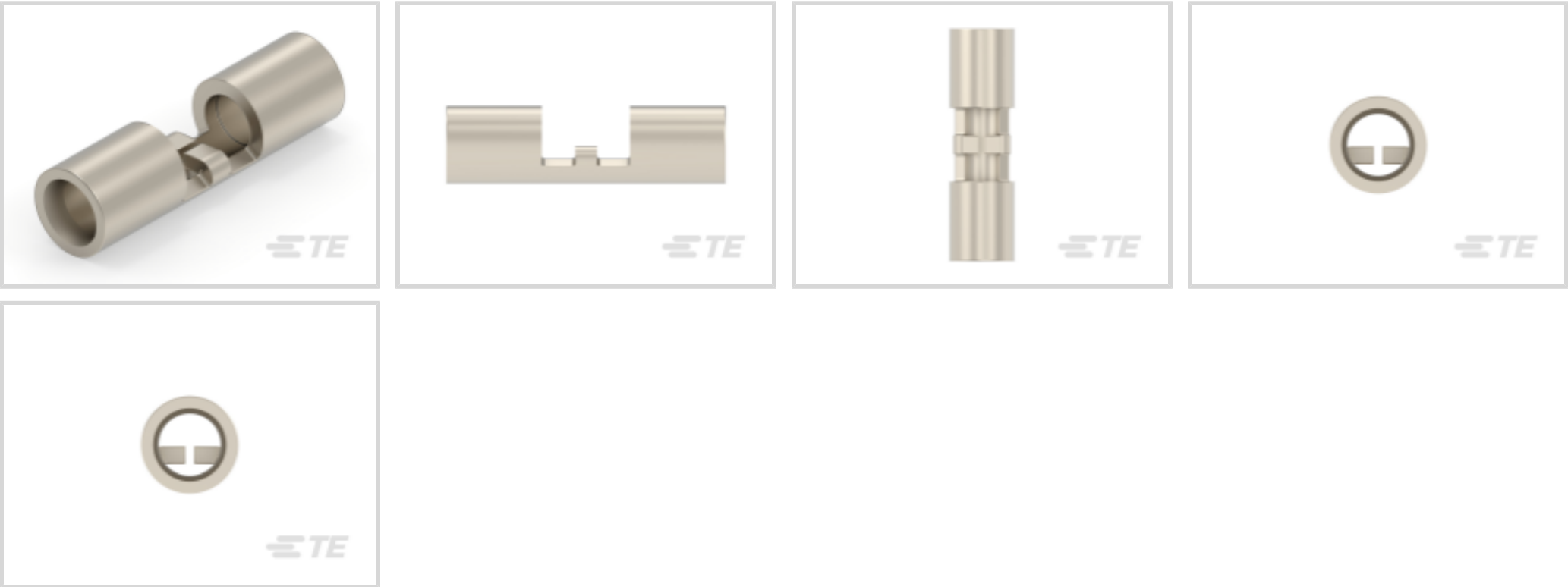




Terminals & Splices > Splices



Splice Type: **Butt Splice**
Wire Size: **1.25 - 2 mm²**
Sealable: **No**
Splice Features: **Serrated**

Features

Product Type Features

Splice Accessory Type	Splice
Style Code	C
Splice Type	Butt Splice
Sealable	No
Compatible With Discrete Wire Type	Solid, Stranded
Wire Insulation Support Retention Type	Non-Insulation Support

Configuration Features

Compatible With Wire & Cable Type	Discrete Wire
-----------------------------------	---------------

Body Features

Product Weight	.832 g
Splice Features	Serrated
Primary Product Color	Orange

Contact Features

Contact Base Material	Nickel
-----------------------	--------



Barrel Type	Closed
-------------	--------

Mechanical Attachment

Wire Insulation Support	Without
-------------------------	---------

Dimensions

Outside Diameter	4.19 mm[.165 in]
Wire Size	2050 - 5180 CMA
Barrel Inside Diameter	2.16 mm[.085 in]
Terminal Material Thickness	.84 mm[.033 in]
Product Length	13.44 mm[.529 in]

Usage Conditions

Insulation Option	Uninsulated
Operating Temperature Range	649 °C[1200 °F]

Operation/Application

Compatible With Wire Base Material	Copper
------------------------------------	--------

Industry Standards

Government Qualified Splice	No
-----------------------------	----

Packaging Features

Packaging Quantity	1000
Packaging Method	Loose Piece

Product Compliance

For compliance documentation, visit the product page on [TE.com](#)>

EU RoHS Directive 2011/65/EU	Compliant
EU ELV Directive 2000/53/EC	Compliant
China RoHS 2 Directive MIIT Order No 32, 2016	No Restricted Materials Above Threshold
EU REACH Regulation (EC) No. 1907/2006	Current ECHA Candidate List: JAN 2024 (240) Candidate List Declared Against: JAN 2024 (240) Does not contain REACH SVHC
Halogen Content	Low Halogen - Br, Cl, F, I < 900 ppm per homogenous material. Also BFR/CFR/PVC Free
Solder Process Capability	Not applicable for solder process capability



Product Compliance Disclaimer

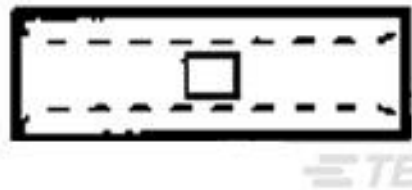
This information is provided based on reasonable inquiry of our suppliers and represents our current actual knowledge based on the information they provided. This information is subject to change. The part numbers that TE has identified as EU RoHS compliant have a maximum concentration of 0.1% by weight in homogenous materials for lead, hexavalent chromium, mercury, PBB, PBDE, DBP, BBP, DEHP, DIBP, and 0.01% for cadmium, or qualify for an exemption to these limits as defined in the Annexes of Directive 2011/65/EU (RoHS2). Finished electrical and electronic equipment products will be CE marked as required by Directive 2011/65/EU. Components may not be CE marked. Additionally, the part numbers that TE has identified as EU ELV compliant have a maximum concentration of 0.1% by weight in homogenous materials for lead, hexavalent chromium, and mercury, and 0.01% for cadmium, or qualify for an exemption to these limits as defined in the Annexes of Directive 2000/53/EC (ELV). Regarding the REACH Regulation, the information TE provides on SVHC in articles for this part number is based on the latest European Chemicals Agency (ECHA) 'Guidance on requirements for substances in articles' posted at this URL: <https://echa.europa.eu/guidance-documents/guidance-on-reach>

Compatible Parts




TE Part # 46447
DAHT STRATO 22-10 ASSY


Customers Also Bought



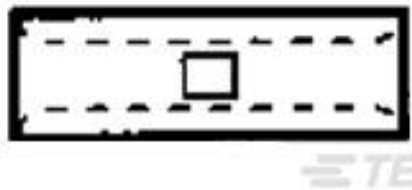
TE Part # 323696
SPLICE,SOLIS BUTT HT 12-10




TE Part # 321889
SOLIS R HT 22-16COMM22-18MIL 6




TE Part # 323672
SPLICE,SOLIS PARA HT 12-10



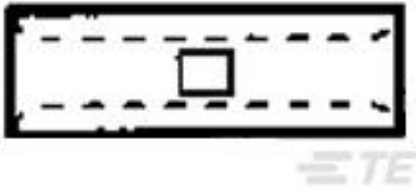
TE Part # 51893
SPLICE,SOLIS BUTT 12-10




TE Part # 1676363-3
RN 0805 4K99 0.1% 10PPM 5KRL



TE Part # ZPF000000000007489
983-0SE 10-05 PN



TE Part # 323795
SPLICE,SOLIS BUTT HR 16-14



TE Part # ZPF000000000019054
FDBA 54-8-98 PN-K

Documents

Product Drawings
SPLICE,SOLIS BUTT HT 16-14
English



CAD Files

3D PDF

3D

Customer View Model

ENG_CVM_CVM_323878_T.2d_dxf.zip

English

Customer View Model

ENG_CVM_CVM_323878_T.3d_igs.zip

English

Customer View Model

ENG_CVM_CVM_323878_T.3d_stp.zip

English

By downloading the CAD file I accept and agree to the [Terms and Conditions](#) of use.

Datasheets & Catalog Pages

STRATO-THERM Terminals & Splices for High Temperature Applications

English

Product Specifications

Application Specification

English