165566-2 ✔ ACTIVE

FASTON

TE Internal #: 165566-2

Quick Disconnects, Receptacle, 22 – 16 AWG Wire Size, .3 – 1.5 mm² Wire Size, 592 – 3260 CMA Wire Size, Mating Tab Width 2.79 mm [.11 in], Straight

View on TE.com >

Terminals & Splices > Quick Disconnects



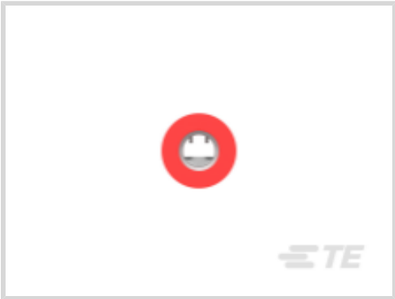


Quick Disconnect Terminal Type: **Receptacle**

Wire Size: **592 – 3260 CMA**

Mating Tab Width: **2.79 mm [.11 in]**

Features

Product Type Features

Insertion Force	Normal

Configuration Features

Connection Capacity	Single

Body Features

Insulation Material	Nylon

Contact Features

Quick Disconnect Terminal Type	Receptacle
Mating Tab Width	2.79 mm[.11 in]
Mating Tab Thickness	.79 mm[.031 in]
Terminal Orientation	Straight
Contact Base Material	Phosphor Bronze
Terminal Plating Material	Tin
Crimp Type	Compression
Barrel Type	Closed

Termination Features

Product Terminates To	Wire & Cable

Mechanical Attachment

Wire Insulation Support	With
Mating Retention Type	Dimple

Dimensions

Product Length	19.8 mm[.779 in]
Compatible Insulation Diameter Range	3.5 mm[.14 in]
Wire Size	592 – 3260 CMA

Usage Conditions

Insulation Option	Partially Insulated
Operating Temperature Range	105 °C[221 °F]

Packaging Features

Packaging Quantity	1000
Packaging Method	Loose Piece

Other

Barrel Color	Red

Product Compliance

For compliance documentation, visit the product page on TE.com>

EU RoHS Directive 2011/65/EU	Compliant
EU ELV Directive 2000/53/EC	Compliant
China RoHS 2 Directive MIIT Order No 32, 2016	No Restricted Materials Above Threshold
EU REACH Regulation (EC) No. 1907/2006	Current ECHA Candidate List: JAN 2024 (240) Candidate List Declared Against: JAN 2024 (240) Does not contain REACH SVHC
Halogen Content	Low Halogen - Br, Cl, F, I < 900 ppm per homogenous material. Also BFR/CFR/PVC Free
Solder Process Capability	Not applicable for solder process capability

Product Compliance Disclaimer

This information is provided based on reasonable inquiry of our suppliers and represents our current actual knowledge based on the information they provided. This information is subject to change. The part numbers that TE has identified as EU RoHS compliant have a maximum concentration of 0.1% by weight in homogenous materials for lead, hexavalent chromium, mercury, PBB, PBDE, DBP, BBP, DEHP, DIBP, and 0.01% for cadmium, or qualify for an exemption to these

limits as defined in the Annexes of Directive 2011/65/EU (RoHS2). Finished electrical and electronic equipment products will be CE marked as required by Directive 2011/65/EU. Components may not be CE marked. Additionally, the part numbers that TE has identified as EU ELV compliant have a maximum concentration of 0.1% by weight in homogenous materials for lead, hexavalent chromium, and mercury, and 0.01% for cadmium, or qualify for an exemption to these limits as defined in the Annexes of Directive 2000/53/EC (ELV). Regarding the REACH Regulation, the information TE provides on SVHC in articles for this part number is based on the latest European Chemicals Agency (ECHA) 'Guidance on requirements for substances in articles' posted at this URL: https://echa.europa.eu/guidance-documents/guidance-on-reach

Compatible Parts

TE Part # 47386-4
DAHT PG PIDG 26-16 ASSY

TE Part # 58433-3
PRO CR ASSY, RBY IS9252

TE Part # 58423-1
DIE, RBY IS9252

TE Part # 525690
DAHT PG PIDG 20-18 ASSY

TE Part # 539691-2
ERGO DIE R.B.Y

TE Part # 90035-3
DAHT PIDG FASTON 22-18 ASSY

TE Part # 8-1377174-4
SMP 0-0165566-2

TE Part # 169400
CERTI-LOK FRAME W/O DIES

TE Part # 2392021-2
RED BATTERY DAHT KIT 220V (47689-4)

TE Part # 2392021-1
RED BATTERY DAHT KIT 110V (47689-4)

TE Part # 169404
CERTI-LOK DIE

TE Part # 1SET191001R0000
CRIMP-HT

Customers Also Bought

TE Part #2-644487-4
Polyester Vertical PCB Header: 2.54 mm, Shrouded, MTA 100

TE Part #794941-1
08P MINI UMNL CAP HSG

TE Part #6-103634-1
12 MTE HDR SRRA LTCH.100CL LF

TE Part #5-103639-9
10 MTE HDR SRST LATCH .100CL

TE Part #5-146261-3
06 MODII HDR DRST B/A .100CL LF

TE Part #2-1393225-9
RY612024

Documents

Product Drawings

110 PIDG FASTON REC

English

CAD Files

3D PDF

3D

Customer View Model

ENG_CVM_CVM_165566-2_K.2d_dxf.zip

English

Customer View Model

ENG_CVM_CVM_165566-2_K.3d_igs.zip

English

Customer View Model

ENG_CVM_CVM_165566-2_K.3d_stp.zip

English

Customer View Model

ENG_CVM_165566-2_J2.3d_igs.zip

English

Customer View Model

ENG_CVM_165566-2_J2.3d_stp.zip

English

Customer View Model

ENG_CVM_165566-2_J2.2d_dxf.zip

English

3D PDF

English

By downloading the CAD file I accept and agree to the Terms and Conditions of use.

Datasheets & Catalog Pages

PIDG Terminals and Splices Quick Reference Guide

English