




Connectors > PCB Connectors > Backplane Connectors > Hard Metric Backplane Connectors >

HM Receptacle Connector: Traditional Backplane, Coplanar, 2mm



PCB Connector Assembly Type: **PCB Mount Receptacle**

Data Rate: **≤1 Gb/s**

Number of Columns: **11**

Number of Rows: **5**

Backplane Architecture: **Mezzanine**

[All HM Receptacle Connector: Traditional Backplane, Coplanar, 2mm \(48\)](#)

Features

Product Type Features

Ground Feature Type	Ground Return Shielding
Backplane Interface Type	2mm HM
Connector System	Board-to-Board
Connector & Contact Terminates To	Printed Circuit Board
PCB Connector Assembly Type	PCB Mount Receptacle
Sealable	No

Configuration Features

Mating & Unmating Configuration	Make First / Break Last
Rows Loaded	A, B, C, D, E
Number of Signal Positions	55
Number of Columns	11
Number of Rows	5



Backplane Architecture	Mezzanine
Number of Positions	55
PCB Mount Orientation	Right Angle

Signal Characteristics

Crosstalk Version	Standard
Data Rate	≤1 Gb/s

Body Features

Primary Product Color	Gray
-----------------------	------

Contact Features

Feedthrough Post Length	3.7 mm
CompactPCI Designation	None
Contact Type	Socket
Contact Underplating Material	Nickel
PCB Contact Termination Area Plating Material	Tin
Contact Base Material	Phosphor Bronze
Contact Mating Area Plating Material	Gold
Contact Mating Area Plating Material Thickness	1.27 μm[50 μin]
Contact Current Rating (Max)	1.5 A

Termination Features

Termination Method to Printed Circuit Board	Through Hole - Press-Fit
---	--------------------------

Mechanical Attachment

Mating Alignment Type	Multi-Purpose Center
Connector Mounting Type	Board Mount

Housing Features

Housing Material	PBT GF
Centerline (Pitch)	2 mm[.078 in]

Dimensions

Backplane Module Length	25 mm
-------------------------	-------

Usage Conditions

Operating Temperature Range	-55 - 125 °C[-67 - 257 °F]
-----------------------------	----------------------------

Operation/Application

--	--



Shielded	Yes
Circuit Application	Power & Signal

Industry Standards

UL Flammability Rating	UL 94V-0
------------------------	----------

Packaging Features

Packaging Quantity	11
Packaging Method	Tube

Product Compliance

For compliance documentation, visit the product page on TE.com>

EU RoHS Directive 2011/65/EU	Compliant
EU ELV Directive 2000/53/EC	Compliant
China RoHS 2 Directive MIIT Order No 32, 2016	No Restricted Materials Above Threshold
EU REACH Regulation (EC) No. 1907/2006	Current ECHA Candidate List: JAN 2024 (240) Candidate List Declared Against: JAN 2024 (240) Does not contain REACH SVHC
Halogen Content	Not Low Halogen - contains Br or Cl > 900 ppm.
Solder Process Capability	Not applicable for solder process capability

Product Compliance Disclaimer

This information is provided based on reasonable inquiry of our suppliers and represents our current actual knowledge based on the information they provided. This information is subject to change. The part numbers that TE has identified as EU RoHS compliant have a maximum concentration of 0.1% by weight in homogenous materials for lead, hexavalent chromium, mercury, PBB, PBDE, DBP, BBP, DEHP, DIBP, and 0.01% for cadmium, or qualify for an exemption to these limits as defined in the Annexes of Directive 2011/65/EU (RoHS2). Finished electrical and electronic equipment products will be CE marked as required by Directive 2011/65/EU. Components may not be CE marked. Additionally, the part numbers that TE has identified as EU ELV compliant have a maximum concentration of 0.1% by weight in homogenous materials for lead, hexavalent chromium, and mercury, and 0.01% for cadmium, or qualify for an exemption to these limits as defined in the Annexes of Directive 2000/53/EC (ELV). Regarding the REACH Regulation, the information TE provides on SVHC in articles for this part number is based on the latest European Chemicals Agency (ECHA) 'Guidance on requirements for substances in articles' posted at this URL: <https://echa.europa.eu/guidance-documents/guidance-on-reach>

Compatible Parts



TE Part # 5106081-1
2MM HM, HEADER, TYPE C



TE Part # 5188637-1
Z-PACK/C M-HDR 77P




TE Part # 2392856-1
Z-PACK/C RAF 55P EON




TE Part # 1645607-1
2MM HDR, 55 POS EXTN MOD


Also in the Series | Z-PACK 2mm HM




Backplane Connector Housings(4)



Backplane Power Connectors(6)



Connector Caps & Covers(62)




Connector Contacts(2)




Connector Hardware(97)



Hard Metric Backplane Connectors
(267)



High Speed Backplane Connectors(1)



Insertion & Extraction Tools(2)



Rectangular Power Connectors(87)

Customers Also Bought



TE Part # 5352068-1
HM Receptacle Connector: Traditional Backplane, Coplanar, 2mm



TE Part # 5100668-1
Hard Metric Male Connector: Traditional Backplane, Mezzanine, 2mm



TE Part # 216432-4
64P.IEC-C MALE CONN




TE Part # 5352112-2
Z-PACK SHLD.LOWER C



TE Part # 5223979-1

UPM GUIDE MODULE



TE Part # 6469002-1

HM-ZD 4PR HDR 80P 5.2MM



TE Part # 6469025-1

HM-ZD 2PR HDR 40P 2.5MM



TE Part # 2151929-2

OCEAN-2.0-APPLICATOR-S-055F063F-RSA

Documents

CAD Files

3D PDF

English

Customer View Model

ENG_CVM_5352115-1_G3.3d_igs.zip

English

Customer View Model

ENG_CVM_5352115-1_G3.3d_stp.zip

English

Customer View Model

ENG_CVM_5352115-1_G3.2d_dxf.zip

English

By downloading the CAD file I accept and agree to the [Terms and Conditions](#) of use.

Product Specifications

Z-PACK 2mm HM Interconnection System for Board-to-Board Connections

English