



Connectors > Power Connectors > Rectangular Power > Rectangular Power Connectors



Rectangular Power Connector Type: **Header**

Connector & Housing Type: **Receptacle**

Connector System: **Board-to-Board**

Number of Positions: **23**

Centerline (Pitch): **2 mm, 6 mm [ .078 in, .236 in ]**

Features

Product Type Features

Rectangular Power Connector Type	Header
Connector & Housing Type	Receptacle
Connector System	Board-to-Board
Sealable	No
Connector & Contact Terminates To	Printed Circuit Board

Configuration Features

Number of Positions by Circuit Application	8VP/Power,15/Signal
Number of Positions	23
PCB Mount Orientation	Vertical
Number of Power Positions	8
Number of Signal Positions	15
Number of Rows	5

Electrical Characteristics

Operating Voltage	60 VDC, 200 VDC
-------------------	-----------------



Contact Features

Contact Mating Area Plating Material	Gold Flash over Palladium Nickel
Contact Underplating Material	Nickel
Contact Current Rating (Max)	75 A
Contact Retention Within Housing	Without
Contact Type	Receptacle
PCB Contact Termination Area Plating Material	Tin
Contact Mating Area Plating Material Thickness	.076 µm[3 µin]

Termination Features

Termination Post & Tail Length	3.2 mm
Termination Method to Printed Circuit Board	Through Hole - Press-Fit

Mechanical Attachment

Connector Mounting Type	Board Mount
-------------------------	-------------

Housing Features

Centerline (Pitch)	2 mm, 6 mm [.078 in][.236 in]
Housing Color	Black
Housing Material	High Temperature Thermoplastic

Dimensions

Row-to-Row Spacing	2 mm [.079 in]
--------------------	----------------

Usage Conditions

Operating Temperature Range	-40 - 125 °C[-40 - 257 °F]
-----------------------------	----------------------------

Operation/Application

Circuit Application	Power & Signal
---------------------	----------------

Industry Standards


UL Flammability Rating	UL 94V-0
Glow Wire Rating	High Temperature Part - Not Glow Wire

Packaging Features

Packaging Method	Box & Tray
------------------	------------

Product Compliance

For compliance documentation, visit the product page on TE.com>





EU RoHS Directive 2011/65/EU	Compliant
EU ELV Directive 2000/53/EC	Compliant
China RoHS 2 Directive MIIT Order No 32, 2016	No Restricted Materials Above Threshold
EU REACH Regulation (EC) No. 1907/2006	Current ECHA Candidate List: JAN 2024 (240) Candidate List Declared Against: JAN 2024 (240) Does not contain REACH SVHC
Halogen Content	Low Halogen - Br, Cl, F, I < 900 ppm per homogenous material. Also BFR/CFR/PVC Free
Solder Process Capability	Not reviewed for solder process capability

Product Compliance Disclaimer

This information is provided based on reasonable inquiry of our suppliers and represents our current actual knowledge based on the information they provided. This information is subject to change. The part numbers that TE has identified as EU RoHS compliant have a maximum concentration of 0.1% by weight in homogenous materials for lead, hexavalent chromium, mercury, PBB, PBDE, DBP, BBP, DEHP, DIBP, and 0.01% for cadmium, or qualify for an exemption to these limits as defined in the Annexes of Directive 2011/65/EU (RoHS2). Finished electrical and electronic equipment products will be CE marked as required by Directive 2011/65/EU. Components may not be CE marked. Additionally, the part numbers that TE has identified as EU ELV compliant have a maximum concentration of 0.1% by weight in homogenous materials for lead, hexavalent chromium, and mercury, and 0.01% for cadmium, or qualify for an exemption to these limits as defined in the Annexes of Directive 2000/53/EC (ELV). Regarding the REACH Regulation, the information TE provides on SVHC in articles for this part number is based on the latest European Chemicals Agency (ECHA) 'Guidance on requirements for substances in articles' posted at this URL: <https://echa.europa.eu/guidance-documents/guidance-on-reach>

Compatible Parts




TE Part # 2204446-2  
MULTI-BEAM HD R/A PLUG  
15S+4P+4P


Also in the Series | MULTI-BEAM HD




Customers Also Bought




TE Part # 206070-8  
CABLE CLAMP KIT #17




TE Part # DT04-2P  
REC, 2P, GRY, N




TE Part # W2S  
Wedge locks: DEUTSCH DT



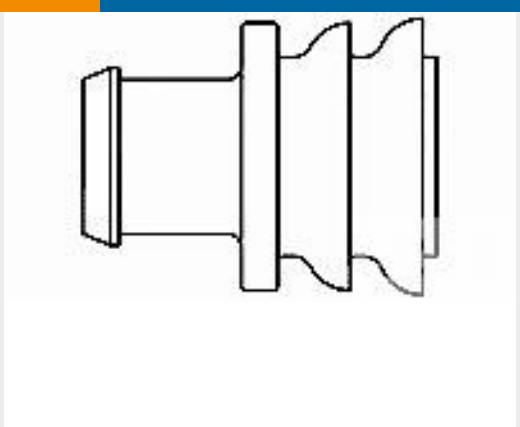
TE Part # 0460-202-16141  
DEUTSCH Solid Contacts



TE Part # 282104-1  
AMP SUPERSEAL 1.5MM,  
CONNECTOR HOUSING



TE Part # DT06-2S  
PLG, 2P, GRY, N



TE Part # 281934-2  
SINGLE WIRE SEAL

Documents

Product Drawings  
MULTI-BEAM HD VERTICAL REC. 15S+4P+4P  
English

CAD Files  
3D PDF  
3D  
Customer View Model  
ENG\_CVM\_CVM\_2204426-1\_A.2d\_dxf.zip  
English  
Customer View Model  
ENG\_CVM\_CVM\_2204426-1\_A.3d\_igs.zip  
English  
Customer View Model  
ENG\_CVM\_CVM\_2204426-1\_A.3d\_stp.zip  
English

By downloading the CAD file I accept and agree to the Terms and Conditions of use.



Product Specifications

Application Specification

English

Agency Approvals

UL

English