

AMP-LATCH

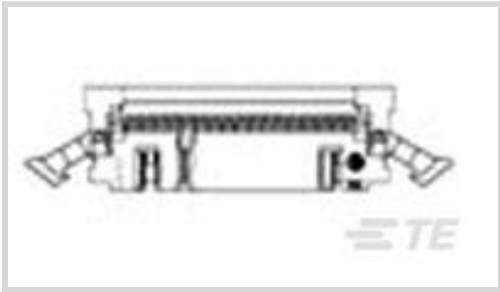
TE Internal #: 2-111494-4

Ribbon Cable Connectors, Wire-to-Wire, 50 Position, 2.54 mm [.1 in] Centerline, 2 Row, Plug, Low Profile, Keyed Mating Alignment Type

[View on TE.com >](#)



Connectors > PCB Connectors > Wire-to-Board Connectors > FFC, FPC & Ribbon Connectors > Ribbon Cable Connectors



Connector System: **Wire-to-Wire**

Number of Positions: **50**

Centerline (Pitch): **2.54 mm [.1 in]**

PCB Mount Retention: **Without**

Row-to-Row Spacing: **2 mm [.1 in]**

Features

Product Type Features

Ribbon Cable Connector Header Type	Shrouded
Connector Product Type	Connector Assembly
Connector System	Wire-to-Wire
Connector & Housing Type	Plug
Connector & Contact Terminates To	Wire & Cable

Configuration Features

Number of Positions	50
Number of Rows	2

Electrical Characteristics

Insulation Resistance	5000 MΩ
Operating Voltage	250 VAC

Body Features

Daisy Chain	Without
Primary Product Color	Black
Connector Profile	Low

Contact Features

Contact Mating Area Length	6.1 mm[.24 in]
Mating Square Post Dimension	.64 mm[.025 in]



Contact Type	Pin
Wire Contact Termination Area Plating Thickness	2.54 μm[100 μin]
Wire Contact Termination Area Plating Material	Tin
Contact Mating Area Plating Material Thickness	.76 μm[29.92 μin][30 μin]
PCB Contact Termination Area Plating Material Finish	Matte
Contact Shape & Form	Dual Beam
PCB Contact Termination Area Plating Material	Tin
Contact Base Material	Phosphor Bronze
Contact Current Rating (Max)	1 A

Termination Features

Termination Post & Tail Length	3.3 mm[.13 in]
Termination Method to Wire & Cable	Insulation Displacement (IDC)

Mechanical Attachment

Mating Alignment	With
Panel Mount Feature	With
Panel Mount Feature Type	Mounting Ears
PCB Mount Retention	Without
Mating Alignment Type	Keyed
Mating Retention	With
Mating Retention Type	Ejection Latch
Connector Mounting Type	Panel Mount

Housing Features

Housing Material	Thermoplastic
Centerline (Pitch)	2.54 mm[.1 in]

Dimensions

Shrouded End Dimension	3.81 mm[.15 in]
Connector Length	88.29 mm[3.476 in]
Connector Height	23.75 mm[.935 in]
Connector Width	8.38 mm[.33 in]
Wire Size	.08 - .15 mm²
Compatible Insulation Diameter Range	.81 - .97 mm[.032 - .038 in]
Row-to-Row Spacing	2 mm[.1 in]



Usage Conditions

Operating Temperature Range	-65 - 105 °C[-85 - 221 °F]
-----------------------------	----------------------------

Operation/Application

Circuit Application	Signal
---------------------	--------

Industry Standards

UL Rating	Recognized
Compatible With Agency/Standards Products	CSA, UL
Compatible With Approved Standards Products	CSA LR7189, UL E28476
UL Flammability Rating	UL 94V-0

Packaging Features

Packaging Quantity	30
Packaging Method	Box & Tray, Tray

Product Compliance

For compliance documentation, visit the product page on TE.com>









EU RoHS Directive 2011/65/EU	Compliant
EU ELV Directive 2000/53/EC	Compliant
China RoHS 2 Directive MIIT Order No 32, 2016	No Restricted Materials Above Threshold
EU REACH Regulation (EC) No. 1907/2006	Current ECHA Candidate List: JAN 2024 (240) Candidate List Declared Against: JAN 2024 (240) Does not contain REACH SVHC
Halogen Content	Not Low Halogen - contains Br or Cl > 900 ppm.
Solder Process Capability	Not applicable for solder process capability

Product Compliance Disclaimer









This information is provided based on reasonable inquiry of our suppliers and represents our current actual knowledge based on the information they provided. This information is subject to change. The part numbers that TE has identified as EU RoHS compliant have a maximum concentration of 0.1% by weight in homogenous materials for lead, hexavalent chromium, mercury, PBB, PBDE, DBP, BBP, DEHP, DIBP, and 0.01% for cadmium, or qualify for an exemption to these limits as defined in the Annexes of Directive 2011/65/EU (RoHS2). Finished electrical and electronic equipment products will be CE marked as required by Directive 2011/65/EU. Components may not be CE marked. Additionally, the part numbers that TE has identified as EU ELV compliant have a maximum concentration of 0.1% by weight in homogenous materials for lead, hexavalent chromium, and mercury, and 0.01% for cadmium, or qualify for an exemption to these limits as defined in the Annexes of Directive 2000/53/EC (ELV). Regarding the REACH Regulation, the information TE provides on SVHC in articles for this part number is based on the latest European Chemicals Agency (ECHA) 'Guidance on requirements for substances in articles' posted at this URL: <https://echa.europa.eu/guidance-documents/guidance-on-reach>



Compatible Parts

 TE Part # 1-1658622-0 50 NOVO MIL/CTR 30DP,LEAD FREE	 TE Part # 1-1658620-0 50 NOVO MIL 15DP, LEAD FREE	 TE Part # 1-1658621-0 50 NOVO MIL/CTR 15DP,LEAD FREE	 TE Part # 1-1658623-0 50 NOVO MIL 30DP, LEAD FREE
 TE Part # 2-1658526-3 609-5030LF FEM SOCKT,LEAD FREE	 TE Part # 1-1658527-4 622-5030LF FEM SOCKT,LEAD FREE	 TE Part # 1-1658624-0 050 NOVO DUAL 30DP FT	 TE Part # 2-1658528-0 636-5030LF=FEM SKT BLADE POL 1

Customers Also Bought

 TE Part # 1888971-3 QSFP TB Cage Assy, w/LP, PCI HS	 TE Part # 9-1879352-3 RR02 5% 2K2 AMMO	 TE Part # YDTS20W15-18SAV001 RECP ASSY	 TE Part # 7-1633305-2 CRIMPER, WIRE PREMIUM (.055" 'F')
 TE Part # 1-2176236-6 CPF A 0402 2K49 0.1% 25PPM 5K RL	 TE Part # YDTS26W11-98PBV001 PLUG ASSY	 TE Part # 1803945-4 TONKER	 TE Part # 58499-1 AMP PRO-CRIMPER ASSEMBLY

Documents

Product Drawings
050 UNIV I/O 30DP SLOT LTCH

English

CAD Files
3D PDF

3D



Customer View Model

[ENG_CVM_CVM_2-111494-4_K.2d_dxf.zip](#)

English

Customer View Model

[ENG_CVM_CVM_2-111494-4_K.3d_igs.zip](#)

English

Customer View Model

[ENG_CVM_CVM_2-111494-4_K.3d_stp.zip](#)

English

By downloading the CAD file I accept and agree to the [Terms and Conditions](#) of use.

Datasheets & Catalog Pages

[Ribbon Cable Interconnect Solutions](#)

English

Product Specifications

[Application Specification](#)

English

Instruction Sheets

[Removal Tool for Universal Header Latches](#)

English

[Instruction Sheet \(U.S.\)](#)

English

Agency Approvals

[Agency Approval Document](#)

English