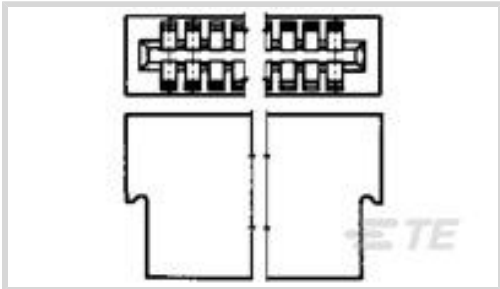




Connectors > PCB Connectors > Wire-to-Board Connectors > Wire-to-Board Connector Assemblies & Housings



Connector Product Type: **Housing**

Connector & Housing Type: **Receptacle**

Connector System: **Wire-to-Board**

Number of Positions: **10**

Centerline (Pitch): **2.54 mm [.1 in]**

Features

Product Type Features

| | |
|-----------------------------------|-----------------------|
| Connector Product Type | Housing |
| Connector & Housing Type | Receptacle |
| Connector System | Wire-to-Board |
| Connector & Contact Terminates To | Printed Circuit Board |

Configuration Features

| | |
|--------------------------|----|
| Number of Dual Positions | 10 |
| Number of Positions | 10 |
| Number of Rows | 2 |

Body Features

| | |
|-----------------------|-------|
| Primary Product Color | Black |
|-----------------------|-------|

Contact Features

| | |
|------------------------------|-----|
| Contact Current Rating (Max) | 5 A |
|------------------------------|-----|

Termination Features

| | |
|------------------------------------|-------|
| Termination Method to Wire & Cable | Crimp |
|------------------------------------|-------|

Mechanical Attachment

| | |
|-------------------------|-------------|
| Strain Relief | Without |
| PCB Mount Retention | Without |
| Mating Retention | Without |
| Connector Mounting Type | Board Mount |



Housing Features

| | |
|--------------------|----------------|
| Housing Material | Polyester GF |
| Centerline (Pitch) | 2.54 mm[.1 in] |

Dimensions

| | |
|--|--------|
| | .75 in |
|--|--------|

Usage Conditions

| | |
|-----------------------------|----------------------------|
| Operating Temperature Range | -55 - 105 °C[-67 - 221 °F] |
|-----------------------------|----------------------------|

Operation/Application

| | |
|---------------------|----------------|
| Circuit Application | Power & Signal |
|---------------------|----------------|

Industry Standards

| | |
|------------------------|-------------------------------|
| Glow Wire Rating | Standard Part - Not Glow Wire |
| UL Flammability Rating | UL 94V-0 |

Packaging Features

| | |
|--------------------|---|
| Packaging Quantity | 1 |
|--------------------|---|

Product Compliance

For compliance documentation, visit the product page on TE.com>

| | |
|---|--|
| EU RoHS Directive 2011/65/EU | Compliant |
| EU ELV Directive 2000/53/EC | Compliant |
| China RoHS 2 Directive MIIT Order No 32, 2016 | No Restricted Materials Above Threshold |
| EU REACH Regulation (EC) No. 1907/2006 | Current ECHA Candidate List: JAN 2024 (240) Candidate List Declared Against: JUNE 2023 (235) Does not contain REACH SVHC |
| Halogen Content | Not Low Halogen - contains Br or Cl > 900 ppm. |
| Solder Process Capability | Not applicable for solder process capability |

Product Compliance Disclaimer

This information is provided based on reasonable inquiry of our suppliers and represents our current actual knowledge based on the information they provided. This information is subject to change. The part numbers that TE has identified as EU RoHS compliant have a maximum concentration of 0.1% by weight in homogenous materials for lead, hexavalent chromium, mercury, PBB, PBDE, DBP, BBP, DEHP, DIBP, and 0.01% for cadmium, or qualify for an exemption to these limits as defined in the Annexes of Directive 2011/65/EU (RoHS2). Finished electrical and electronic equipment products will be CE marked as required by Directive 2011/65/EU. Components may not be CE marked. Additionally, the part numbers that TE has identified as EU ELV compliant have a maximum concentration of 0.1% by weight in homogenous materials for lead, hexavalent chromium, and mercury, and 0.01% for cadmium, or qualify for an exemption to these limits



as defined in the Annexes of Directive 2000/53/EC (ELV). Regarding the REACH Regulation, the information TE provides on SVHC in articles for this part number is based on the latest European Chemicals Agency (ECHA) 'Guidance on requirements for substances in articles' posted at this URL: <https://echa.europa.eu/guidance-documents/guidance-on-reach>

Also in the Series | AMP Twin-Leaf



Connector Contacts(15)

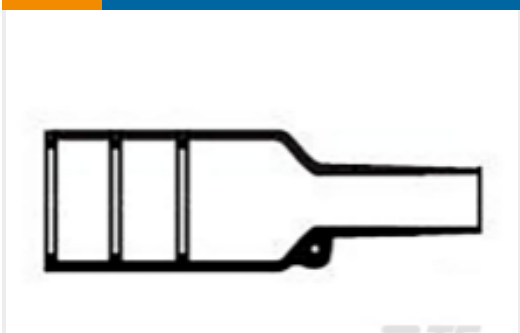


Insertion & Extraction Tools(1)



Wire-to-Board Connector Assemblies & Housings(17)

Customers Also Bought



TE Part # 878497-000
Bulbous Heat Shrink Boots: Lipped, Straight



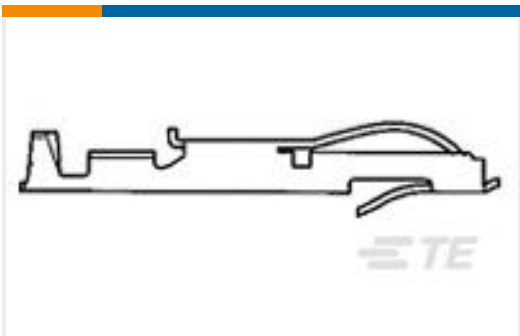
TE Part # 1658538-3
SOCKET CONT DUPL PLT STRIP HD-



TE Part # 5787775-1
68 .8MM CHAMP OFFSET CBL KIT



TE Part # 6609043-2
6VV1=F7251 S0



TE Part # 583853-8
TWIN LEAF TERMINAL STRIP



TE Part # 5788362-1
.8MM CHAMP BACKSHELL KIT



TE Part # 02560390-000
LVDT HR 100 ASSY



TE Part # YDTS26W21-16SNV001
PLUG ASSY

Documents

- CAD Files
- Customer View Model
- [ENG_CVM_CVM_583717-1_AU.2d_dxf.zip](#)
- English
- 3D PDF
- 3D
- Customer View Model
- [ENG_CVM_CVM_583717-1_AU.3d_igs.zip](#)
- English
- Customer View Model



ENG_CVM_CVM_583717-1_AU.3d_stp.zip

English

By downloading the CAD file I accept and agree to the [Terms and Conditions](#) of use.

Product Specifications

Product Specification

English

Product Specification

English

Instruction Sheets

Instruction Sheet (U.S.)

English

Agency Approvals

UL

English