



TE Internal #: T2196501070-001
Pin Contact, Silver, Holder Contact Retention, Size 20 Contact Size,
Discrete Wire, 2/0 AWG Wire Size, 70 mm² Wire Size, Crimp,
Copper, Power
[View on TE.com >](#)

Connectors > Contacts > Connector Contacts



Contact Type: **Pin**
Contact Mating Area Plating Material: **Silver**
Wire Contact Termination Area Plating Material: **Silver**
Contact Retention Type Within Housing: **Holder**
Contact Size: **Size 20**

Features

Product Type Features

Discrete Wire Type	Solid or Stranded
--------------------	-------------------

Configuration Features

Compatible With Wire & Cable Type	Discrete Wire
-----------------------------------	---------------

Electrical Characteristics

Contact Resistance	1 mΩ
--------------------	------

Contact Features

Contact Mating Area Plating Material Finish	Bright
Contact Type	Pin
Contact Mating Area Plating Material	Silver
Wire Contact Termination Area Plating Material	Silver
Contact Size	Size 20
Contact Base Material	Copper
Contact Current Rating (Max)	300 A

Termination Features

--	--



Termination Method to Wire & Cable	Crimp
Product Terminates To	Wire & Cable

Mechanical Attachment

Contact Retention Type Within Housing	Holder
---------------------------------------	--------

Dimensions

Wire Size	70 mm²
-----------	--------

Usage Conditions

Operating Temperature Range	-40 - 125 °C[-40 - 257 °F]
-----------------------------	----------------------------

Operation/Application

Compatible With Wire Base Material	Copper
Circuit Application	Power

Product Compliance

For compliance documentation, visit the product page on TE.com>

EU RoHS Directive 2011/65/EU	Compliant
EU ELV Directive 2000/53/EC	Compliant
China RoHS 2 Directive MIIT Order No 32, 2016	No Restricted Materials Above Threshold
EU REACH Regulation (EC) No. 1907/2006	Current ECHA Candidate List: JAN 2024 (240) Candidate List Declared Against: JAN 2024 (240) Does not contain REACH SVHC
Halogen Content	Low Halogen - Br, Cl, F, I < 900 ppm per homogenous material. Also BFR/CFR/PVC Free
Solder Process Capability	Not reviewed for solder process capability

Product Compliance Disclaimer

This information is provided based on reasonable inquiry of our suppliers and represents our current actual knowledge based on the information they provided. This information is subject to change. The part numbers that TE has identified as EU RoHS compliant have a maximum concentration of 0.1% by weight in homogenous materials for lead, hexavalent chromium, mercury, PBB, PBDE, DBP, BBP, DEHP, DIBP, and 0.01% for cadmium, or qualify for an exemption to these limits as defined in the Annexes of Directive 2011/65/EU (RoHS2). Finished electrical and electronic equipment products will be CE marked as required by Directive 2011/65/EU. Components may not be CE marked. Additionally, the part numbers that TE has identified as EU ELV compliant have a maximum concentration of 0.1% by weight in homogenous materials for lead, hexavalent chromium, and mercury, and 0.01% for cadmium, or qualify for an exemption to these limits as defined in the Annexes of Directive 2000/53/EC (ELV). Regarding the REACH Regulation, the information TE provides on SVHC in articles for this part number is based on the latest European Chemicals Agency (ECHA) 'Guidance on requirements for substances in articles' posted at this URL: <https://echa.europa.eu/guidance-documents/guidance-on-reach>



Compatible Parts




TE Part # T2196502070-001
HCM650-FC-70




TE Part # T2196503101-000
HCM650-MC


Customers Also Bought




TE Part # 206070-8
CABLE CLAMP KIT #17




TE Part # DT04-2P
REC, 2P, GRY, N




TE Part # W2S
Wedgelocks: DEUTSCH DT



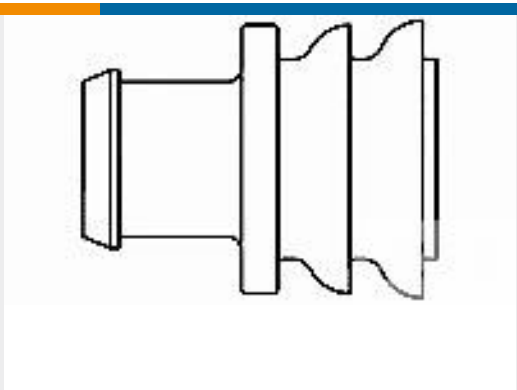
TE Part # 0460-202-16141
DEUTSCH Solid Contacts



TE Part # 282104-1
AMP SUPERSEAL 1.5MM,
CONNECTOR HOUSING



TE Part # DT06-2S
PLG, 2P, GRY, N



TE Part # 281934-2
SINGLE WIRE SEAL

Documents

Product Drawings
HCM650-MC-70

English

CAD Files
3D PDF

3D

Customer View Model
ENG_CVM_CVM_T2196501070-001_A.2d_dxf.zip

English

Customer View Model
ENG_CVM_CVM_T2196501070-001_A.3d_igs.zip

English

Customer View Model
ENG_CVM_CVM_T2196501070-001_A.3d_stp.zip



English

By downloading the CAD file I accept and agree to the [Terms and Conditions](#) of use.

Datasheets & Catalog Pages

HEAVY DUTY CONNECTORS

English

HEAVY DUTY CONNECTORS

Japanese

Product Specifications

Application Specification

English