



Connectors > Modular Jacks & Plugs > RJ45 Connectors



Modular Jack & Plug Interface Type: **RJ45**

Port Configuration: **Multiple Ports**

Port Matrix Configuration: **2 x 4**

Modular Jacks & Plugs Products: **RJ Type Jacks & Plugs**

Connector Contact Density: **Standard**

Features

Product Type Features

Ground Feature Type	Grounding Clips
Connector Product Type	Connector Assembly
Modular Jack & Plug Interface Type	RJ45
Modular Jacks & Plugs Products	RJ Type Jacks & Plugs
Modular Connector Style	Jack
Grounding Options	PCB and Panel Ground
Connector & Contact Terminates To	Printed Circuit Board

Configuration Features

Number of PCB Ground Tabs	7
Multiple Port Configuration	Stacked
Port Configuration	Multiple Ports
Port Matrix Configuration	2 x 4
Connector Contact Density	Standard
Number of Positions	8
Number of Loaded Positions	8



PCB Mount Orientation	Right Angle
Body Features	
LED Color (Top Left)	Green/Red
LED Color (Bottom Left)	Green/Red
LED Color (Top Right)	Green/Red
LED Color (Bottom Right)	Green/Red
Grounding Tab Plating Material	Tin over Copper
Shield Plating Material	Tin over Copper
Shield Material	Copper Alloy
Modular Jack Latch Orientation	Standard - Latch Down
Connector Profile	Offset - Overhangs PCB
Contact Features	
Contact Underplating Material	Nickel
PCB Contact Termination Area Plating Material	Tin
Contact Current Rating (Max)	.2 A, 1.5 A
Contact Mating Area Plating Material	Gold
Contact Base Material	Phosphor Bronze
Contact Mating Area Plating Material Thickness	1.27 µm[50 µin]
Termination Features	
Termination Method to Printed Circuit Board	Through Hole - Press-Fit
Termination Post & Tail Length	4.35 mm[.171 in]
Mechanical Attachment	
Panel Mount Feature	Without
Connector Mounting Type	Board Mount, Panel Mount
Housing Features	
Mating Entry Location	Side
Centerline (Pitch)	1.02 mm[.04 in]
Housing Color	Black
Housing Material	PBT Polyester
Dimensions	
PCB Thickness (Recommended)	1.57 mm[.062 in]
Connector Height	22.99 mm[.905 in]



Usage Conditions

Operating Temperature Range	-40 - 85 °C[-40 - 185 °F]
-----------------------------	---------------------------

Operation/Application

Indicator Type	LED
Shielded	Yes
Circuit Application	Signal

Industry Standards

UL Flammability Rating	UL 94V-0
Performance Category	Cat 5

Packaging Features

Packaging Quantity	20
Packaging Method	Tray

Product Compliance

For compliance documentation, visit the product page on TE.com>

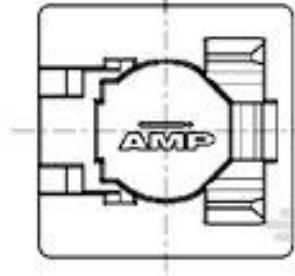
EU RoHS Directive 2011/65/EU	Compliant
EU ELV Directive 2000/53/EC	Compliant
China RoHS 2 Directive MIIT Order No 32, 2016	No Restricted Materials Above Threshold
EU REACH Regulation (EC) No. 1907/2006	Current ECHA Candidate List: JAN 2024 (240) Candidate List Declared Against: JAN 2024 (240) Does not contain REACH SVHC
Halogen Content	Not Low Halogen - contains Br or Cl > 900 ppm.
Solder Process Capability	Not applicable for solder process capability

Product Compliance Disclaimer


This information is provided based on reasonable inquiry of our suppliers and represents our current actual knowledge based on the information they provided. This information is subject to change. The part numbers that TE has identified as EU RoHS compliant have a maximum concentration of 0.1% by weight in homogenous materials for lead, hexavalent chromium, mercury, PBB, PBDE, DBP, BBP, DEHP, DIBP, and 0.01% for cadmium, or qualify for an exemption to these limits as defined in the Annexes of Directive 2011/65/EU (RoHS2). Finished electrical and electronic equipment products will be CE marked as required by Directive 2011/65/EU. Components may not be CE marked. Additionally, the part numbers that TE has identified as EU ELV compliant have a maximum concentration of 0.1% by weight in homogenous materials for lead, hexavalent chromium, and mercury, and 0.01% for cadmium, or qualify for an exemption to these limits as defined in the Annexes of Directive 2000/53/EC (ELV). Regarding the REACH Regulation, the information TE provides on SVHC in articles for this part number is based on the latest European Chemicals Agency (ECHA) 'Guidance on requirements for substances in articles' posted at this URL: <https://echa.europa.eu/guidance-documents/guidance-on-reach>



Compatible Parts

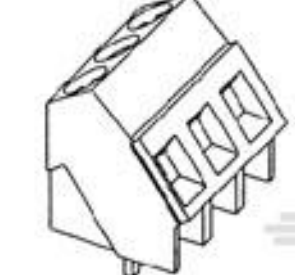


TE Part # 188729-1  
8P.COVER/SOLD.STOP




TE Part # 1521003-2  
CAT 5E CABLE ASSY, 8 POS RJ45


Customers Also Bought




TE Part # 1-282847-1  
TERMI-BLOK PCB MOUNT 35 11P.




TE Part # 2343428-1  
HD+ CE, RA, CRPS



TE Part # 4-1658462-2  
MSB0.80RC-ASY080FL,GP,30,-TR



TE Part # 536096-5  
150 EURO TYP R PIN AP MFBL ASY



TE Part # 7-535598-1  
50 MODIV VRT DR CE RCPT ASSY

Documents

- Product Drawings

2X4 OFFSET STK MJ,SHLD,R/G LED

English
- CAD Files

3D PDF

3D

Customer View Model

ENG\_CVM\_CVM\_6368062-6\_D.2d\_dxf.zip

English

Customer View Model

ENG\_CVM\_CVM\_6368062-6\_D.3d\_igs.zip

English

Customer View Model

ENG\_CVM\_CVM\_6368062-6\_D.3d\_stp.zip



English

By downloading the CAD file I accept and agree to the [Terms and Conditions](#) of use.

Product Specifications

Application Specification

English

Agency Approvals

UL Report

English