




Connectors > PCB Connectors > Card Edge Connectors > Standard Edge Connectors



Connector System: **Board-to-Board**

Number of Positions: **72**

Centerline (Pitch): **2.54 mm [.1 in]**

Termination Method to Wire & Cable: **Solder**

Number of Rows: **2**

Features

Product Type Features

Connector System	Board-to-Board
Connector & Contact Terminates To	Printed Circuit Board

Configuration Features

Number of Positions	72
Number of Rows	2
PCB Mount Orientation	Vertical

Contact Features

Contact Current Rating (Max)	5 A
------------------------------	-----

Termination Features

Termination Method to Wire & Cable	Solder
------------------------------------	--------

Mechanical Attachment

Connector Mounting Type	Board Mount
-------------------------	-------------

Housing Features

Centerline (Pitch)	2.54 mm[.1 in]
Housing Material	High Temperature Thermoplastic

Usage Conditions

Operating Temperature Range	-55 - 105 °C[-67 - 221 °F]
-----------------------------	----------------------------



Operation/Application

Circuit Application	Power & Signal
---------------------	----------------

Product Compliance


For compliance documentation, visit the product page on TE.com>

EU RoHS Directive 2011/65/EU	Compliant
EU ELV Directive 2000/53/EC	Compliant
China RoHS 2 Directive MIIT Order No 32, 2016	No Restricted Materials Above Threshold
EU REACH Regulation (EC) No. 1907/2006	Current ECHA Candidate List: JAN 2024 (240) Candidate List Declared Against: JAN 2024 (240) Does not contain REACH SVHC
Halogen Content	BFR/CFR/PVC Free, but Br/Cl >900 ppm in other sources.
Solder Process Capability	Pin-in-Paste capable to 260°C

Product Compliance Disclaimer

This information is provided based on reasonable inquiry of our suppliers and represents our current actual knowledge based on the information they provided. This information is subject to change. The part numbers that TE has identified as EU RoHS compliant have a maximum concentration of 0.1% by weight in homogenous materials for lead, hexavalent chromium, mercury, PBB, PBDE, DBP, BBP, DEHP, DIBP, and 0.01% for cadmium, or qualify for an exemption to these limits as defined in the Annexes of Directive 2011/65/EU (RoHS2). Finished electrical and electronic equipment products will be CE marked as required by Directive 2011/65/EU. Components may not be CE marked. Additionally, the part numbers that TE has identified as EU ELV compliant have a maximum concentration of 0.1% by weight in homogenous materials for lead, hexavalent chromium, and mercury, and 0.01% for cadmium, or qualify for an exemption to these limits as defined in the Annexes of Directive 2000/53/EC (ELV). Regarding the REACH Regulation, the information TE provides on SVHC in articles for this part number is based on the latest European Chemicals Agency (ECHA) 'Guidance on requirements for substances in articles' posted at this URL: <https://echa.europa.eu/guidance-documents/guidance-on-reach>

Compatible Parts



TE Part # 102692-8

100 MODII 2PC HDR DR SHRD

Customers Also Bought





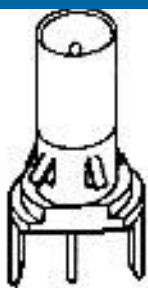
TE Part # 2157236-1
ARINC PLUG,Sz2,150/150/34,CHRO



TE Part # 1-1532181-0
M83513/03-C14N, MCKS-N1-B-21P6G9-72.0




TE Part # 1-521799-0
TEST PROBE HOUSING BLACK



TE Part # 227603-1
MULTI COAX MICRO MIN SOCKET



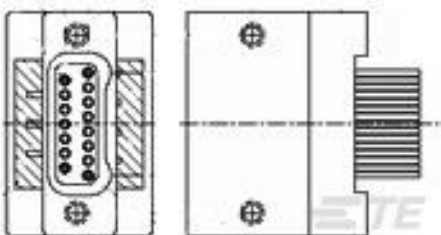
TE Part # 2101676-1
RCPT,7 POS,Sz103 w/SOLDER CUPS, 140 POL



TE Part # 1-640642-5
15P MTA100 COVER F/T



TE Part # 212562-1
AMPLIMITE CONN SVR,37 POS,TRW



TE Part # 1-1589488-0
STL025M5 = THRU-HOLE

Documents

Product Drawings

72 MODII 2PC HDR DR SHRD, ROHS

English

CAD Files

Customer View Model

ENG_CVM_6-102692-8_L2.3d_stp.zip

English

Customer View Model

ENG_CVM_6-102692-8_L2.2d_dxf.zip

English

3D PDF

English

Customer View Model

ENG_CVM_6-102692-8_L2.3d_igs.zip

English

By downloading the CAD file I accept and agree to the [Terms and Conditions](#) of use.

Datasheets & Catalog Pages

AMPMODU_INTERCONNECTION_SYSTEM_SECTION5_CONT

English